

Government of India  
Ministry of Human Resource Development  
Department of School Education and Literacy  
\*\*\*\*\*

Date: 17.04.2014

**Minutes of the 37<sup>th</sup> Project Approval Board (PAB) (17<sup>th</sup> Integrated RMSA) held on 6<sup>th</sup> March, 2013 to consider Annual Plan Proposals 2014 – 15 of RMSA, ICT, GH, VE and IEDSS of the State of Nagaland.**

1. The 37<sup>th</sup> Meeting (17<sup>th</sup> Integrated RMSA PAB) of the Project Approval Board of the RMSA to consider the Annual Work Plan & Budget 2014-15 for the State of Nagaland under Rashtriya Madhyamik Shiksha Abhiyan (RMSA , including the components of ICT@ Schools, Girls' Hostels, Vocational Education and Inclusive Education for the disabled at Secondary Stage (IEDSS) was held on the 06<sup>th</sup> March, 2014, under the Chairmanship of Shri R. Bhattacharya, Secretary (School Education & Literacy).
2. The list of participants who attended the meeting is attached at **Annexure-I**.

**Rashtriya Madhyamik Shiksha Abhiyan (RMSA)**

3. At the outset, the Joint Secretary, Ms. Radha Chauhan, welcomed the participants and briefed that MHRD at the beginning of the 12<sup>th</sup> Five Year Plan (2012-13), had committed liabilities to the tune of Rs 8500 Crores, but since no new works were approved in 2012-13 and with limited approvals in the year 2013-14, the Committed liabilities have come down to the tune of Rs 4800 Crores.
4. However, the concern still remains since a number of States still have a huge backlog of Non-Recurring works which could not be started due to the fixed cost norms of the earlier approvals, and where the States have not been able to arrange for the gap-funding between the earlier approved norms and the State SoRs, and where the funds have been released to the States resulting in the situation where the States are sitting on a huge unspent balance. She informed the PAB that this has resulted in preventing the release of funds from the Ministry on one hand, which later on may lead to surrendering of funds from the scheme, while the Scheme itself

suffers from lack of funds. In light of the situation the State is requested to utilise the funds sanctioned in order for further releases as well for new approvals being considered by the PAB. Liquidate the fund sanctioned to them on Priority basis.

5. She also noted that that there is a need for the State to shift the activities of the above components to the RMSA SPD. She also said that the funds for all the above components being released to the RMSA Implementing Society all correspondence and communication will be with RMSA SPD and the Secretary including financial matters concerning all its subsumed components. Therefore , the States would do well to streamline the activities relating to ICT @ Schools, IEDSS, Vocationalization of Education and Girls' Hostel functioning into the RMSA Society and formally notify the RMSA SPD as the nodal person) anchoring all these activities.

6. Ms. Caralyn K. Deshmukh, Director School education (RMSA-I) highlighted some of the generic issues in RMSA (including ICT @ Schools, IEDSS, VE and Girls' Hostels) that emerged out of the appraisal process :

- (i) Inclusion in Secondary schools (CWSN under IEDSS): The issue of deployment of **special education teachers** was highlighted, that at present, there is no deployment policy of special education teachers in any state and their (special education teachers) role in secondary classes need to be clearly outlined. At present, in most states, most of these teachers have not been deployed in the schools but rather at the block headquarters.
- (ii) The PAB advised that States should ensure that all these special education teachers (for whom the financial support is being made from IEDSS) should be deployed in the schools, with the schools having larger number of CWSN children to be given priority. PAB also requested NCERT to guide the States by detailing the role of special education teachers at the secondary level and if need be modify the curriculum to meet the needs of CWSN children. Even though the IEDSS scheme has been subsumed under the RMSA, the planning and implementation of this component is still being carried out in an isolated manner, with some of the States/ UTs still implementing the interventions under this component through NGOs and not in the regular schools.
- (iii) The PAB stressed that Secondary Schools need to be made more inclusive for CWSN, with adaptations to infrastructure to be planned under the RMSA non-



recurring / civil works component, while the teacher training for improving inclusive practices (targeted at CWSN) of Subject teachers should be within the RMSA teacher training package.

- (iv) Reference was made to the 3<sup>rd</sup> RMSA JRM aide memoire which suggested tracking of children who have passed out of Class VIII to ensure that they get enrolled in Class IX, using simple techniques of identifying clusters/feeder schools to a Secondary school.
- (v) UDISE: The issue with regard to **UDISE data** of the state was also raised. She said in the current year, MHRD/ TSG has used UDISE data to verify the distance from the UPS to the proposed secondary school and on the basis of distance shown in the UDISE data, the current year proposal for establishing new school has been appraised. However, the state claims some technical problem in that column no 19B of the UDISE DCF which results in inconsistency where the distance from UPS to Secondary Schools is shown as zero in many cases even if the actual distance is 6 or 15 Kms and due to this discrepancy in the data, proposals for new school could not be found eligible for upgradation. NUEPA was requested to look into this and the State may pursue the matter of correcting the UDISE data with NUEPA.
- (vi) Though the timeline for sending the UDISE data ( elementary and Secondary ) to NUEPA is in December every year, it is seen that that States have not been able to send their UDISE data to NUEPA on time, which in turn affects and causes delay in the appraisal of RMSA plans, since they are based on the UDISE data.
- (vii) There are discrepancies in the UDISE data , which are reflected in the mismatch between this years' data ( 2013-14) and last year's data ( 2012-13)
- (viii) The coding /categorization (lowest class/ highest class) is being followed differently in different states, resulting in various interpretations of the number of schools, for a same set of schools. Thus, while in Kerala, a school is given a single UDISE code for the Primary, Upper Primary, Secondary and Higher Secondary, in Andhra Pradesh, Madhya Pradesh, Chhattisgarh, Rajasthan and Odisha, etc, the UDISE code for Primary School is different from the code of the Secondary, from that of the Higher Secondary, etc, resulting in these States showing a higher number of government schools.

PAB requested NUEPA to clarify this and this is especially critical since the UDISE will be the official data from this year onwards.

- (ix) Quality interventions: Adoption of project based approach: The PAB outlining the overall shift that is needed with four years of activity based interventions under the Quality head of RMSA, emphasised the need for the States to adopt a holistic project based approach to interventions wherein selected activities are put together in a manner that the outcomes and objectives that are envisaged through those interventions that are clearly defined and are measurable over a period of time through basic indicators such as enhancement in enrolment (CWSN, Girls SC..) retention, transition, performance or reduction in drop out and so on. Each such intervention needs to be substantiated by its performance outcome which should be taken up for evaluation by the State as part of its MMER activities.
- (x) PAB has already indicated that approvals regarding Lab Attendants, Librarians and Multi task Support Staff previously committed but not yet acted upon be revoked with immediate effect. Approval/Commitment for salary was for that particular year and if not acted upon and not revalidated specifically, later on stands withdrawn.
- (xi) PAB also took note of huge backlog in recruitment and appointment of approved teachers. In view of the limited fund availability under the scheme, it was noted that provision of salary under the annual recurring grant shall be earmarked and committed only for personnel formally in place. Any subsequent appointment commitment of RMSA funds will be subject to availability of funds in the current year.

7. Ms. Caralyn K. Deshmukh, Director (RMSA -1) gave a detailed overview of the status of implementation, planning and monitoring of RMSA in the State of Nagaland. In the presentation, various aspects of implementation of the RMSA scheme in the State, including areas of concern, major issues, decreasing Education Indicators (GER), progress of recurring and non-recurring activities approved to the State under the RMSA were highlighted.

8. A copy of presentation is at **Annexure II**

9. It was pointed out that Nagaland has 683 secondary schools, out of these 283 are Government secondary schools (41% approximately) and 382 schools are private unaided



schools. In the state, all 11 districts are Special Focus District which are Schedule Tribe (ST) concentrated district. The State has 11 Educationally Backward Block. The Gross Access Ratio of the state is 45.57%. Out of 2019 habitations, 920 habitations are served by secondary schooling facility within 5 kms distance. Then she highlighted some of the major issues encountered during the appraisal process of the Annual Work Plans 2014-15.

#### **Progress under RMSA:**

##### **Recurring:**

10. With regard to teachers' recruitment, recently SCERT has been given responsibility for teacher's recruitment. Nagaland Education Mission Society is responsible for advertisement, appointment, etc. District wise recruitment is followed by the state. Out of the approved 168 Head Masters posts only 72 have been appointed, whereas 96 have yet to be appointed. Out of the 1044 Subjects teachers approved only 383 have been appointed, whereas 661 have yet to be appointed. Out of the approved 168 Lab attendants post and 168 Multi Task Support Staff, none have been appointed. No other recurring activities were carried out by the state which was approved in the year 2013-14 till the date.

11. Against 16 items of recurring components approved under last year Annual Work Plan none have been appointed.

##### **Non Recurring:**

12. Out of 168 schools approved, 147 have become functional, out of which 38 schools have zero enrollment. Of the 168 schools, the construction work has been completed in 2 schools, work has been taken up in 103 schools and 94 schools have not yet been taken up. 168 new schools were approved for up-gradation from Upper Primary to Secondary schools in which 11.3% has been completed, 45.83% is in progress and 57.14% works are not taken up.

13. 199 residential quarters have been sanctioned in Nagaland, only two of which have been constructed.

14. 126 schools were approved for civil works under strengthening of existing schools, in which 3.14% has been completed and 96.8% work has not been taken up.

15. State was also asked to ensure that the notice inviting tenders for civil works should be published on an e-platform on government website.

25

## 16. SFD Coverage

- All 168 approved new schools are in the SFD.
- Approved 126 schools under strengthening head, are in Special Focus Districts

## Areas of Concern

17. The Gross Access Ratio at the state level is 45.57. Low GAR at the district Lunglei (29.33%), Wokha (39.88%), Phek (46.70), Mokokchung (48.94.)

18. Out of approved 168 schools, 21 schools have not been started approved in the year 2013-14. It is stated that these schools are not made functional due to teacher recruitment issue. Only 53.33% capacity/efficiency is being utilized by the state in the secondary schools established under RMSA as the functional schools are having low enrolment.

19. 17 % Vacant teaching posts in Govt. sector which is 255 against the 1421 sanctioned State posts and only 24.55% of teachers' are having B.Ed./M.Ed. Degree.

20. The PAB was also informed regarding weak financial management system of the state. The director (SE) highlighted the major issue in this regard as audit report & annual report of the year 2012-13 Quarterly progress report for the year 2013-14 has not been submitted by the state till the date . No quarterly report received on activities undertaken under RMSA from the State Government for item-wise statement of expenditure from 2012-13.. With regard to Girls' hostel scheme the state has not submitted Annual Audit Report for 2012-13 and Contribution of matching state share is also awaited.

21. In the state, programme management is also an issue. In this regard, it is informed to the PAB that in the state, there is a big gap in the planning of the programme. There are inconsistencies in the UDISE data as the filling Data Capture Format of UDISE has not been done seriously in the state. The school mapping exercise is faulty as private schools (55.92% of total no of schools) have not been considered while planning for upgrading a upper Primary schools into secondary school. As far as planning of teacher training is concerned, the state is also not having training Plan, training module, training calendar, and key resource persons are unavailable to conduct teachers' training in the state. With regard to IEDSS scheme, state govt. has not planned to proposed any activity under IEDSS Scheme.



22. The Dir (SE), also raised the issue of advertisement of the teachers post under RMSA. It is informed to the PAB that the state advertisement of post of teachers' recruitment is not in compliance with the NCTE guidelines. The PAB has reviewed the advertisement and shown serious concern on the content of advertisement that seem to indicate teachers appointment being subject to RMSA funding. The PAB advised to the state to revise the advertisement considering the NCTE guidelines and in the advertisement it should be reflected that the appointed teachers would be the basic responsibility of the State regardless.

23. With regard to implementation of ICT@School scheme, major issues has also been highlighted by the Dir (SE). She said that the comprehensive status note on implementation of ICT Scheme has not been received from the state. As comprehensive information has not been provided, there are no details at the ministry on availability of teachers, their training details, convergence of ICT in school time table, e-content available with the state etc. UC & Progress Reports have not been received for releases against 121 schools approved in 2012-13, 4 smart schools approved in 2010-11, 82 schools approved in 2010-11. No report on third party evaluation was received from the state. She also urged for cancellation of 424 schools out of approved 691 schools, which are having discrepancies, as they are showing private management. The Secretary, MHRD asked clarification in this regard from the state.

24. As far as **IEDSS component** is concerned, **State Govt. has not provided** the list and details of 391 special education teachers i.e. name, age, date of appointment, qualification, RCI number and the school where they are posted along with UDISE code. State Govt. has also not submitted the list and details of 60 CWSN children.

25. There was 3149 CWSN in the year 2010-11 and 3695 CWSN in the year 2011-12. While at present time as per UDISE data 2013-14 there are 322 CWSN in the State. The state needs to clarify in this regard.

26. No quarterly report has been submitted by the state on activities undertaken by the State Govt. on commencement of construction of hostels.

27. The Nagaland board of schools education has raised certain objections as under the certain circumstances some of the schools fall short of the NBSE norms and therefore could not become functional due to the fact that in the upgraded schools, regular teachers have not been.

28. Big gaps is seen in the planning of the programme, with no Planning and Implementation of the programme in the state. There is absence of training plan ,module, training calendar, key resource persons and master trainers have not been identified by the state.

29. Dir. (SE) raised the issue regarding RMSA work being given to a consultancy firm by the state, without following the mandatory procurement procedures. The state was asked to submit compliance report in this regard. She also raised the issue of unresponsiveness of the RMSA functionaries in the State, since no report was forthcoming from the State despite several letters, mails and the Additional Secretary's tour report. Compliance report required from State on Additional Secretary's Tour report as well as the Under Secretary's letter dated 19<sup>th</sup> November, 2013 and also Under Secretary's letter dated 8<sup>th</sup> June, 2012 has not been sent.

30. The PAB was informed that the state participation in the financial meetings is very poor. With regard to civil work progress, state failed to provide the updated status of the same till January 2014. Comprehensive status note on implementation of ICT Scheme is also awaited from the state.

31. Due to the above reasons, the Secretary, Chairman of the PAB advised the State to work on the reports to be sent to the MHRD first, after which the Annual Work Plan of the State will be considered in the month of May.

The meeting ended with a vote of thanks to the chair.



## **Annexure-I**

**Participants of the 37<sup>th</sup> Meeting (the 7<sup>th</sup> composite meeting) of Project Approval Board (PAB) to consider integrated Annual Work Plan and Budget, 2014-15 for the State of Nagaland of RMSA, ICT, Girls' Hostels, Vocational Education and IEDSS Schemes held on 27<sup>th</sup> February, 2014 in Conference Room (Room No.112-C), Shastri Bhawan, New Delhi.**

### **List of participants**

1. Shri R. Bhattacharya  
Secretary, SE&L, MHRD Chairperson
2. Ms. Vrinda Sarup  
Additional Secretary, (SE), MHRD
3. Ms. Radha S. Chauhan  
Joint Secretary, Secondary Education-1, MHRD
4. Shri Yogendra Tripathi,  
JS & FA, MHRD
5. Ms. Caralyn Khongwar Deshmukh  
Director, RMSA-1, Dept. of SE&L, MHRD
6. Ms. Ankita Mishra Bundela  
Deputy Secretary (RMSA.2), MHRD
7. Shri S.L. Negi,  
Director, Girls Hostel & IEDSS, SE&L, MHRD
8. Shri Anil Kakria  
DS (Finance), MHRD
9. Shri Sushil Bhushan  
Under Secretary, Vocational Education, MHRD
10. Ms. Nagamani Rao  
Under Secretary, Girls Hostel, MHRD
11. Shri Rajesh Kumar Maurya  
Under Secretary, MHRD

### **Nagaland**

12. Shri M. Pattron, Commissioner cum Secretary  
Govt. of Nagaland.
13. Shri Thejao Vihienuo, SMD, RMSA  
Govt. of Nagaland
14. Shri Kesonyu Yhome  
Govt. of Nagaland
15. Shri Vipralhou Kesiezie, Director, SCERT  
Govt. of Nagaland
16. Shri Ayie Yhome, Dy. Director  
RMSA, Nagaland

### **Representative of Other Organization**

17. Dr. Kuldeep Agarwal, Director (Academic)  
NIOS, NOIDA
18. Shri Jagdish Singh,  
Sr. Research Officer, Planning Commission, New Delhi
19. Dr. Sharad Sinha, Associate Professor,  
RMSA Project Cell, NCERT
20. Ms. Shyla S. Reddy, TCA,  
NERIE, Shillong
21. Dr. Kawsar Wizen  
NUEPA, New Delhi
22. Dr. Anita Nuna, DVS  
NCERT, New Delhi

### **TSG-RMSA**

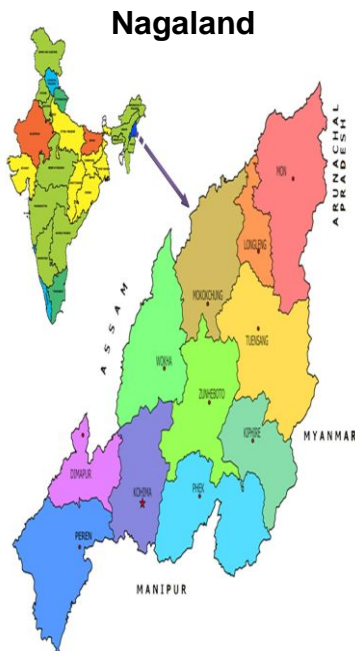
All Consultants of TSG-RMSA





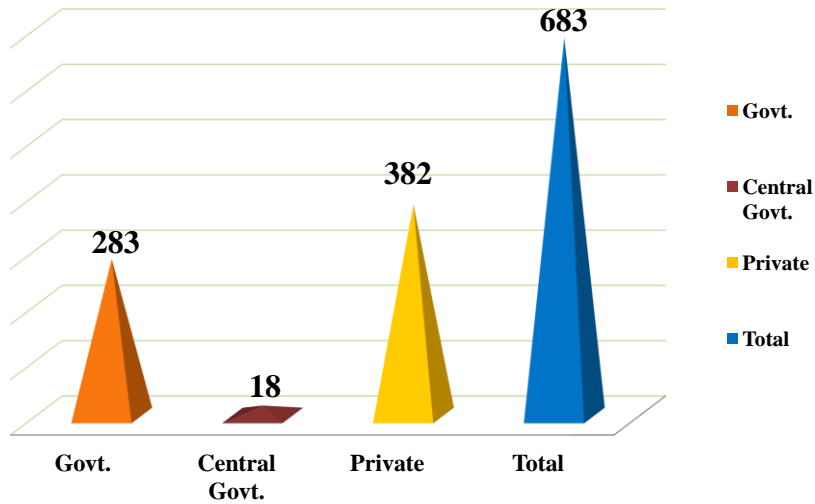
Presentation on Appraisal Report  
**Nagaland**

**Project Approval Board Meeting 2014-15**  
**6<sup>th</sup> March, 2014**  
**(RMSA, IEDSS, ICT@ School, Girls Hostel & VE)**

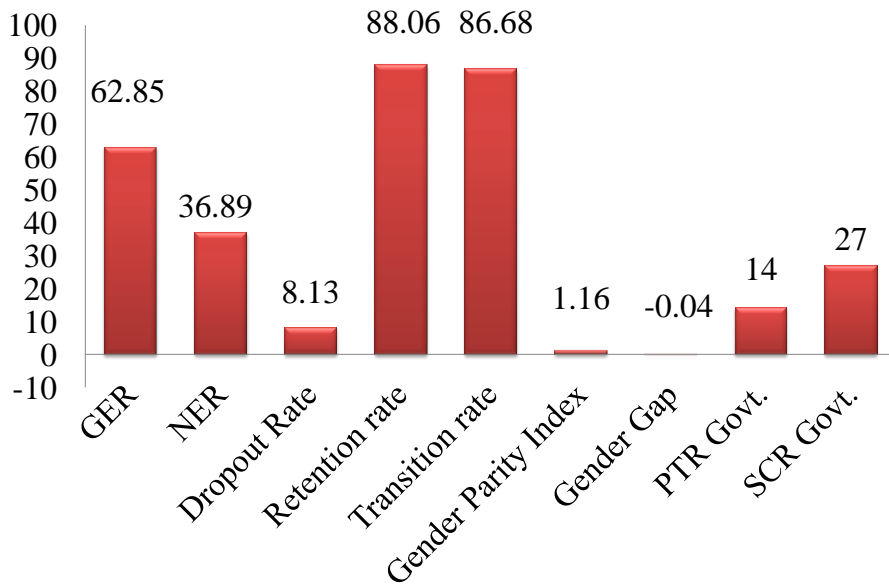


Actual Population	19.80 lakh	
Literacy Rate: 80.11 (2011 Census)	M	83.29%
	F	76.69%
No. of District	11	
No. of EBBs	11	
No of SFDs	11 (ST)	
Total No. of Sec. Schools	683	
Institutional capacity	SCERT - 1 CTE - 2 DIETs- 8 Administrative training Institute- 1	

## Schools by Management

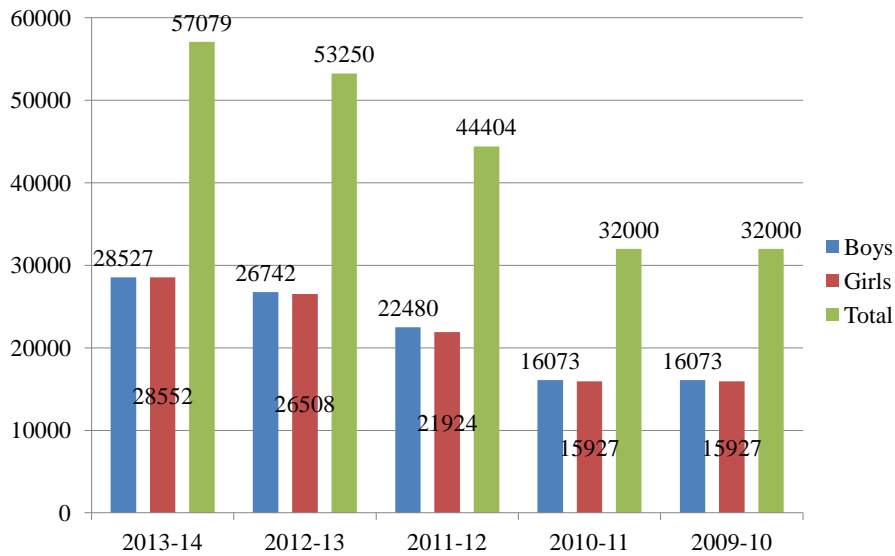


## Educational indicator update





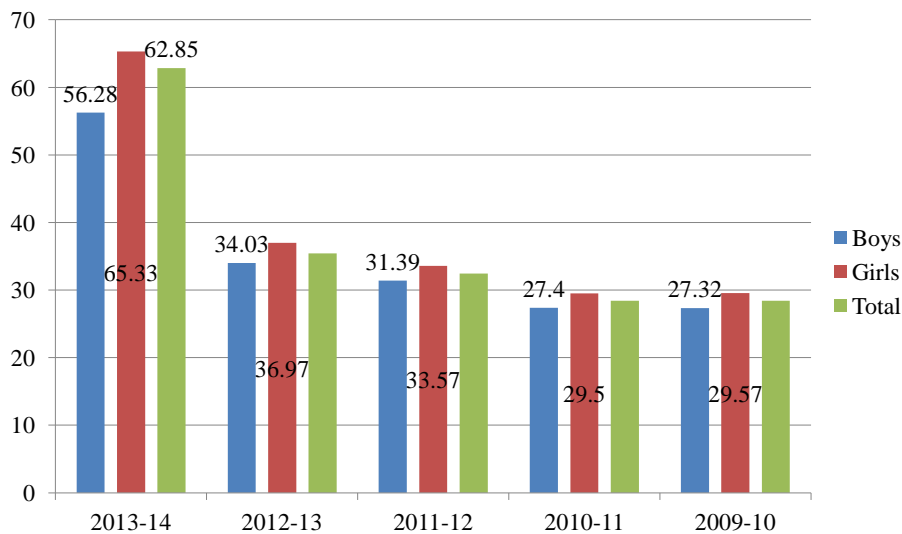
### Enrolment (Secondary level)



Source: 2009-10 and 2010-11- SSE, 2011-12- SEMIS, 2012-13 and 2013-14- UDISE.

1

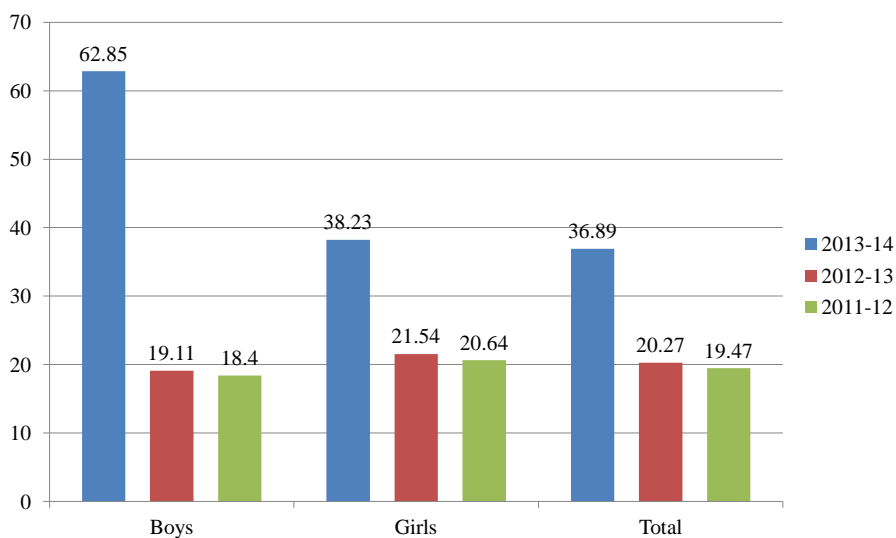
### Gross Enrolment Ratio (Secondary level)



Source: Census of India 2011 & 2009-10 and 2010-11- SSE, 2011-12- SEMIS, 2012-13 and 2013-14- UDISE.

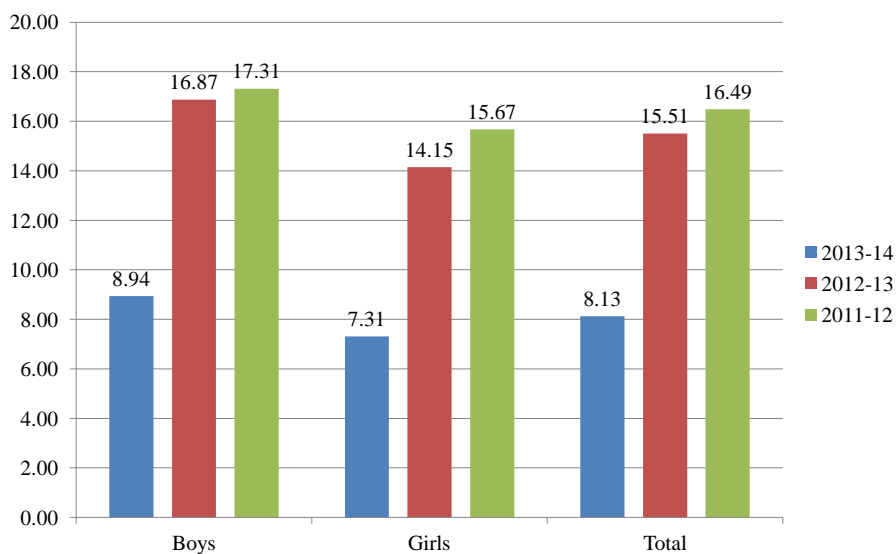
2

### Net Enrolment Ratio (Secondary level)



Source:- Census 2011 & 2011-12- SEMIS, 2012-13 and 2013-14- UDISE. 3

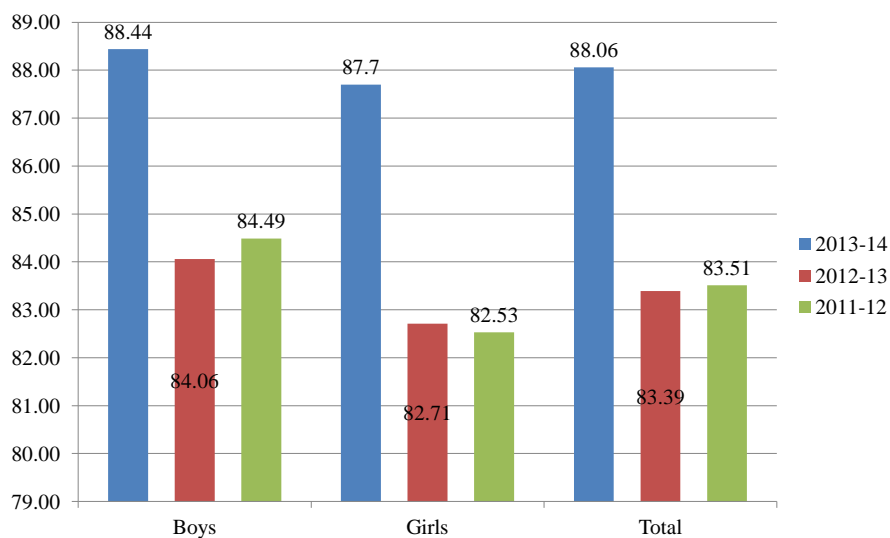
### Drop-out Rate (Secondary level)



Source:- 2011-12- SEMIS, 2012-13 and 2013-14- UDISE. 5



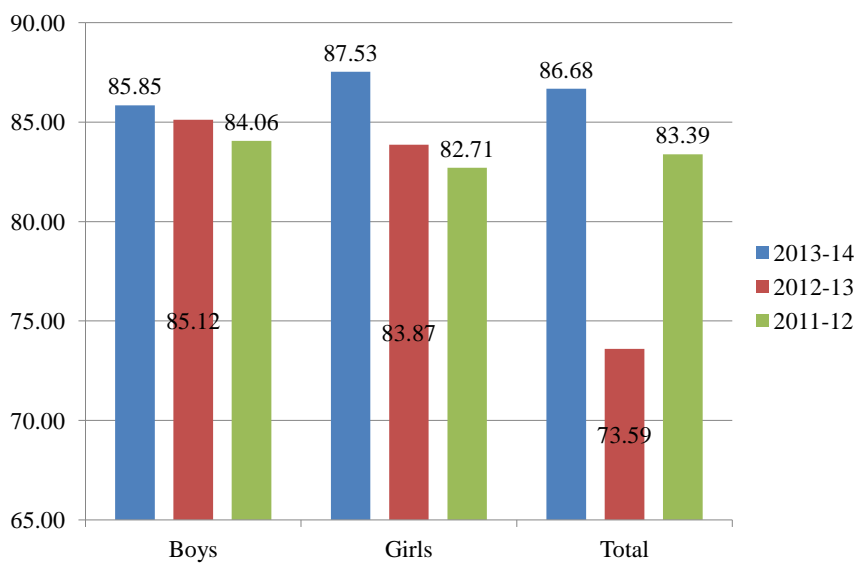
## Retention Rate (Secondary level)



Source:- 2011-12- SEMIS, 2012-13 and 2013-14- UDISE.

4

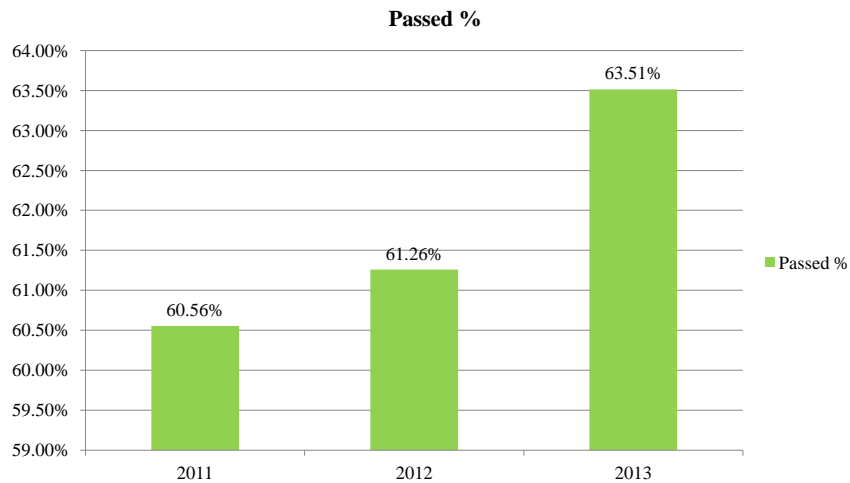
## Transition Rate:- (class VIII to IX)



Source:- 2011-12- SEMIS, 2012-13 and 2013-14- UDISE.

6

## Pass Percentage

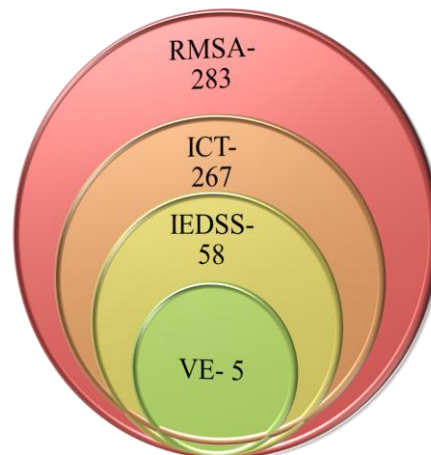


Source:-Nagaland board of school education

## Integrated Coverage of Secondary School

### Common Coverage

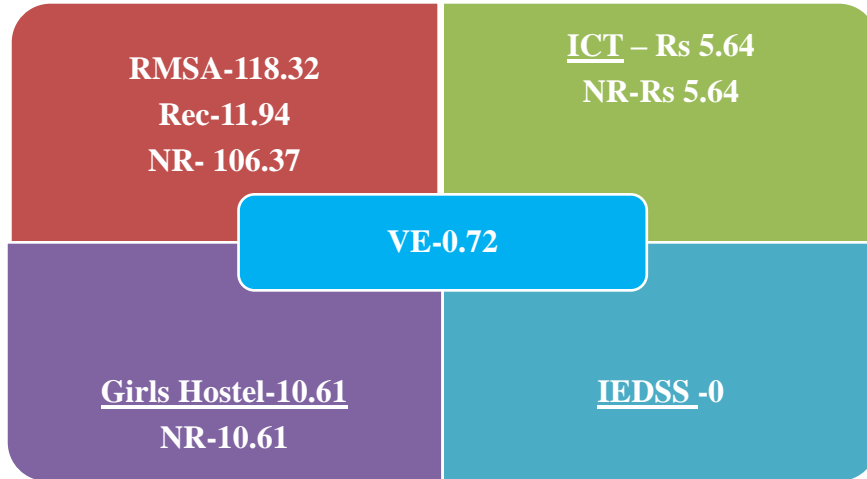
**All 283 Govt. Schools covered under RMSA, 267 (discrepancy in 424 schools) of these covered under ICT@ Schools, 58 covered under IEDSS and 5 covered under VE.**





## Committed Liability

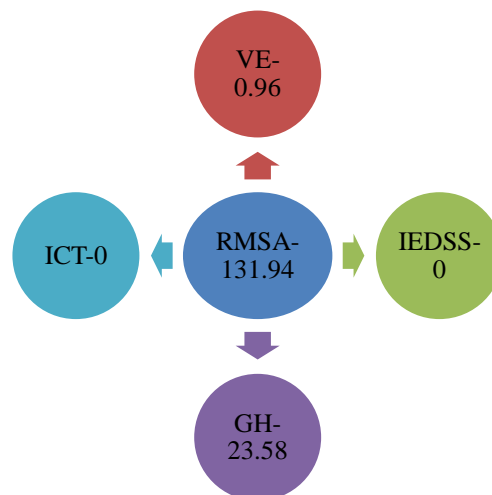
Rs in crores



- **Total Committed Liability-Rs 135.30 crores**

## Spill over NR

Rs in Crore



- **Total Spill over NR –Rs 156.49crore .**

## Major Issues

1. Programme Management is an issue in the State.

2. Unresponsiveness of the RMSA functionaries in the State.

3. Financial Management issues

## Major Issues

### **Financial management:-**

- Weak financial management system.
- Non-receipt of financial statement, audit report & annual report on time.
- Audit report & annual report for F.Y 2012-13 not yet given by State.
- No quarterly progress reported for F.Y 2013-14. There is no state participation in any of the meetings so far.
- Compliance report required from State on Additional Secretary's Tour report as well as Under Secretary's letter dated 19<sup>th</sup> November, 2013 and also Under Secretary's letter dated 8<sup>th</sup> June, 2012

## Areas of Concern

**Districts Mon with GER of 41.70%, Wokha with GER of 42.47% and Tuensang with GER of 44.86% need special intervention.**

**The GER and NER have increased abnormally from 35.43% and 20.27% in the year 2012-13 to 62.85% and 36.89% respectively in the year 2013-14.**

**The dropout rate has dropped suddenly from 15.51% in 2012-13 to 8.13% in 2013-14**

**UDISE:- Out of 283 schools, 50 schools are having zero enrollment in which 38 schools are schools approved under RMSA.**

## Areas of concern

### 5. Teacher Management:

- **Slow recruitment in RMSA. Under RMSA 168 HMs and 1044 subject teachers approved, out of which 384 (37%) are recruited.**
- **17 % Vacant teaching posts in Govt. sector which is 255 against 1421 sanctioned post.**
- **Out of approved 168 schools, 21 schools have not been started approved in the year 2013-14. It is stated that these schools are not made functional due to teacher recruitment issue.**
- **The Nagaland board of schools education has raised certain objections as under the certain circumstances some of the schools fall short of the NBSE norms and therefore could not become functional.**
- **147 schools has been upgraded under RMSA but regular teachers have not been posted in these schools.**



## Areas of concern

### 4. **Planning**

- Big gaps identified in the planning of the programme
- Absence of training Plan ,module, training calendar, key resource persons, etc identified by the state.
- The advertisement of the teacher is not in compliance with the NCTE guidelines.
- inconsistency in UDISE-

## Areas of concern

- **Pass percentage of the students at secondary level is 63.51.**
- **CCE not evident at secondary level.**
- **State Curriculum is based on NCF 2005. Revision has been done in the year 2007. Further revision is under process.**

## Areas of concern

### School Mapping Exercise:

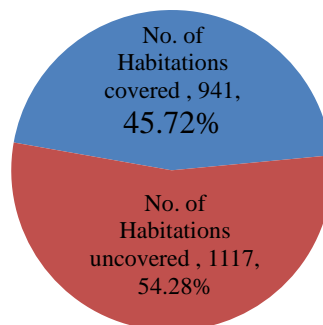
- The Gross Access Ratio at the state level is 45.57. Low GAR at the district Lungleng (29.33%), Wokha (39.88%), Phek (46.70), Mokokchung (48.94)
- In the mapping exercise, private schools 55.92% had not been included. Total 382 private schools in the state.
- Out of 147 functional schools, 38 schools are not having enrolment.

### Progress:- Access

GAR- 45.72

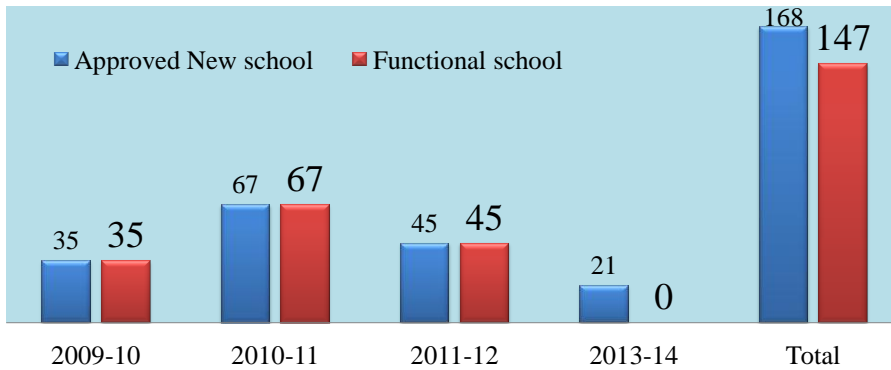
Source:- AWP&B 2014-15

School Mapping exercise done by SPO NEMS through a software and completed by physical verification



The Districts DIMAPUR (40.13) KIPHERE (31.43) MON (39.02) PEREN (43.26) TUENSANG (44.93) ZUNHEBOTO (38.07), low GAR.

### Progress \_Contd

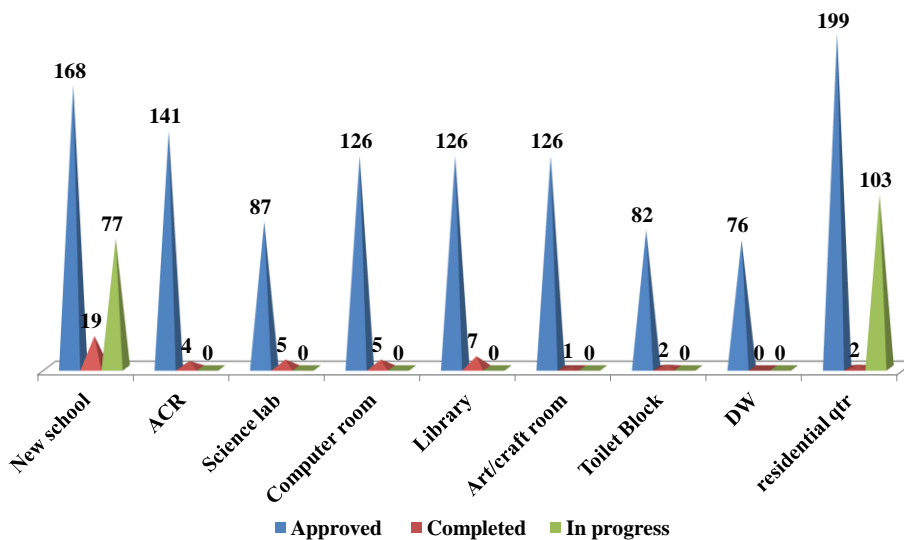


**Out of 147 functional schools, 38 schools have zero enrollment.**

**SFD coverage:- All 168 approved new schools are in the SFD,**

As on sep 2013

### Progress \_Contd



**SFD coverage:- Approved 126 schools under strengthening head, are in Special Focus Districts.**

## Progress \_Contd

### Curriculum:

- Revision of Curriculum is under process. At the secondary/higher secondary level it is being done by Secondary Board of Education. SCERT involved at elementary level only.

### Teachers' Profile /Management

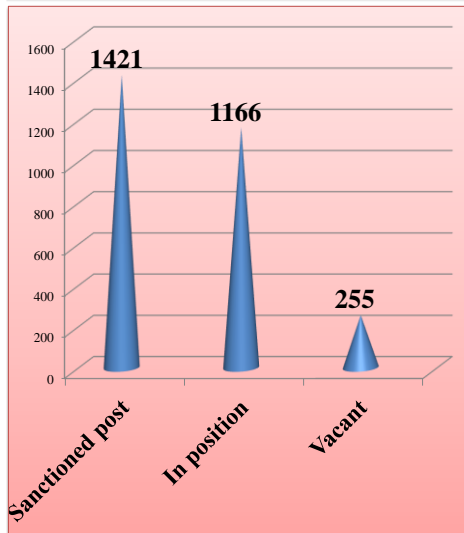
- 24.55% of teachers' are having B.Ed./M.Ed. Degree.
- Teachers' are being recruited through competitive exams

**Teachers Recruitment:** Recently SCERT is given responsible for teacher's recruitment. Nagaland Education Mission Society is responsible for advertisement, appointment etc. Till 2012-13, it was only directorate of secondary education. District wise recruitment is followed by the state.

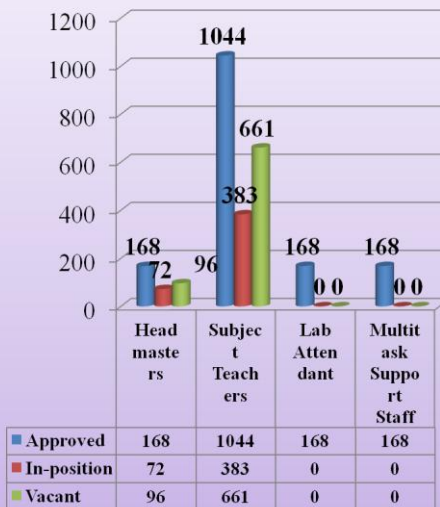
**Training:** Teacher's Training is conducted by SCERT, including preparation of modules. There is 'Nagaland College of Teacher Education' located at Kohima.

## Vacant Teaching Posts under State Govt. & Progress of Recruitment in New Schools

Sanctioned, In-position & Vacant Teaching Posts under State Govt.

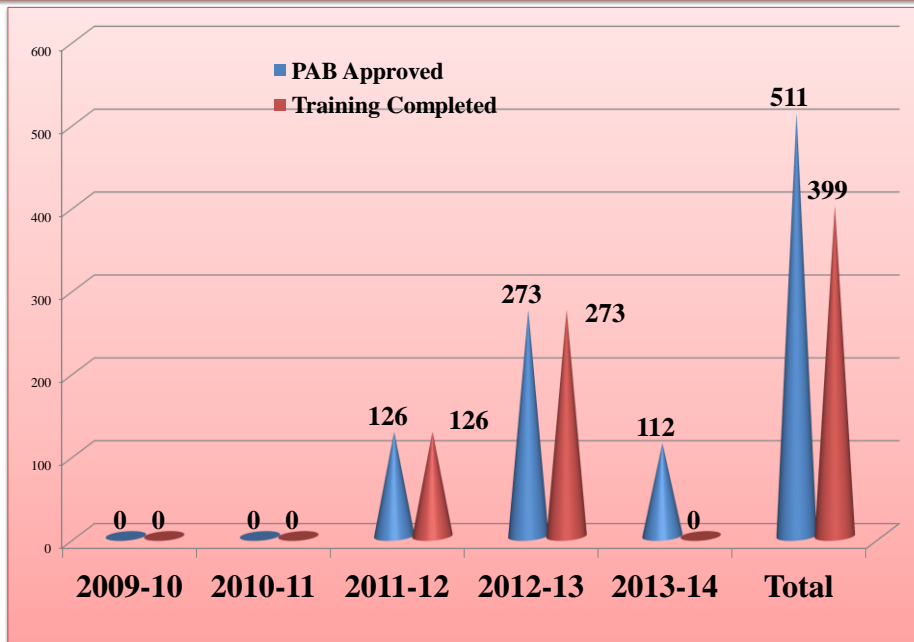


Recruitment Progress in New Schools





### Progress-Teacher Training



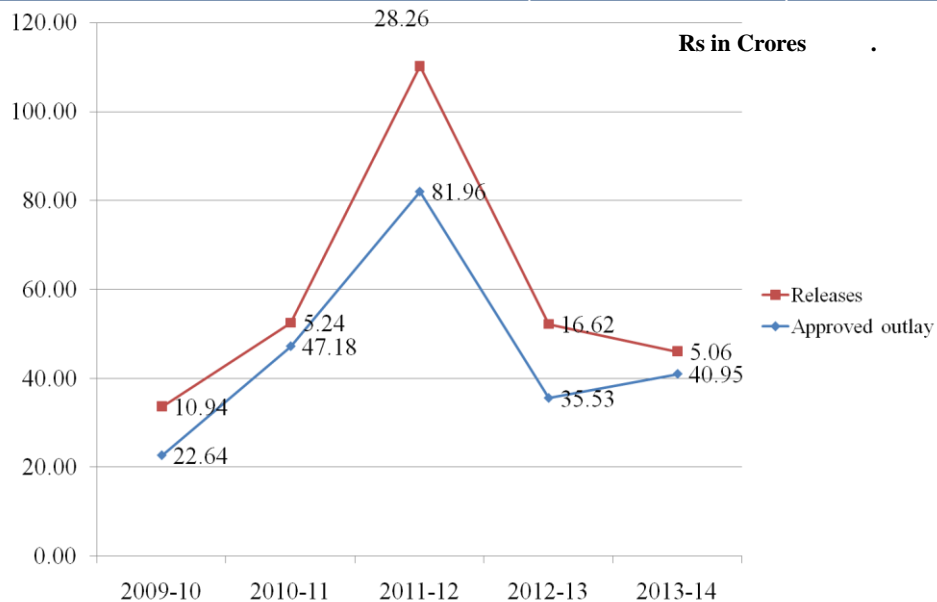
### Progress of Key Recurring Components

S.No	Components	2013-14	
		Sanctioned	Progress
1	School Grant	273	0
2	Minor Repair	137	0
3	Special Teaching	2085	0
4	Excursion/ Field visits for students (Inside & Outside the State)	5972	0
5	Science exhibition at district level	11	0
6	Book fair at district level	11	0
7	Special teaching for learning kits for students	2085	0
8	Learning kits for students	1120	0

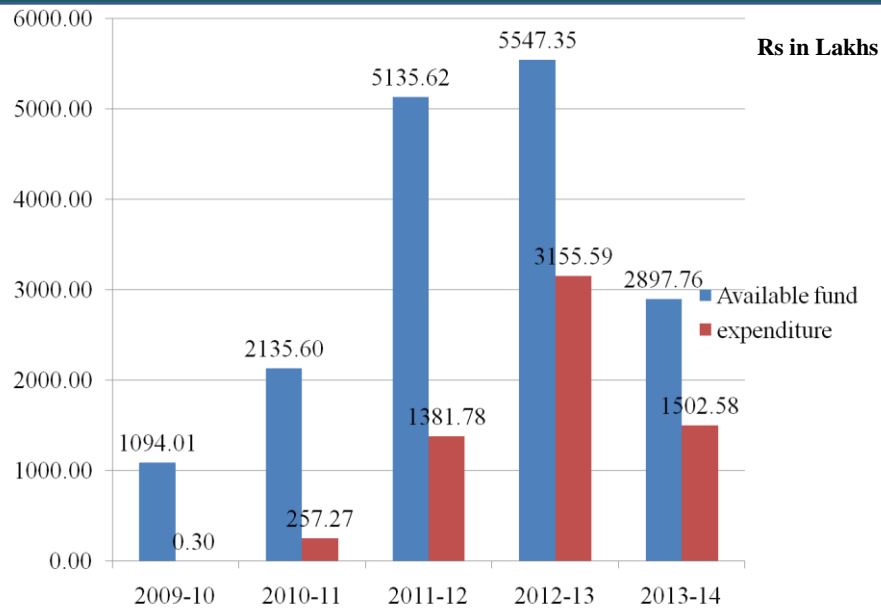
### Progress of Key Recurring Components

S.No	Components	2013-14	
		Sanctioned	Progress
9	Cultural Heritage (Heritage Mapping)	11	0
10	Sports materials for Govt. school	100	0
11	Martial Arts Programme for girls	<b>8594</b>	0
12	Promotion of life skill development	1	0
13	Salary of RP/Coordinator	<b>4</b>	0
14	Salary of Research assistant	<b>11</b>	0
15	Training/Sensitization Program	7	0
16	Training of SMDC members	1134	0

### Trend of Approved outlay and GoI Release from 2009-10 to 2013-14 (01st Jan 2014)



## Available fund V/s Exp. from 2009-10 to 2013-14



## Status of Audit Report & Annual Report

### Audit Report

- Not received for 2012-13

### Annual Report

- Not received for 2012-13

### Staff

- SPO:- 10 sanctioned, 5 Filled
- DPO:- 10 Sanctioned per district, 2 Filled per district

## Decision Points

- In the year 2011-12, total 45 schools approved in normative cost. Against the approval, no release has been done. PAB may take a view to cancel 45 schools.
- In the year 2011-12, 126 schools were approved. Against the approval, no release was made. Since these approvals are on fixed norms, State may not be able to undertake the work. PAB may take a view to cancel the approved strengthening component to these 126 schools.

## Decision Points...contd

- In the year 2009-10 and 2010-11, teacher was sanctioned as per state norm i.e. 7+1. Till date, State has appointed only 4 teachers per school. As per UDISE, there are 7 schools having 1 teacher, 11 schools having 2 teachers, and 8 schools having 3 teachers. PAB may take a view to cancel the 2 teachers posts per school and amend their approvals as per the norm **5+1**.
- Recruitment of lab attendant and staff has not been done in the previous 3 years. Hence PAB may take a view to cancel the position of the approved staff.
- 424 schools approved under ICT @ School are found to be private schools. PAB may consider to cancel.



# Proposal and Recommendation RMSA 2014-15

35

S.No.	Activities	Proposal for 2014-15		Recommendation for 2014-15	
		Phy 4	Fin 5=(3*4)	Phy 7	Fin 8=(6*7)
<b>1</b>	<b>2</b>				
<b>A</b>	<b>RMSA</b>				
<b>NON RECURRING</b>					
<b>1</b>	<b>New Schools</b>				
1.01	1 section school	11	1,257.610	0	0.00
	<b>Sub total</b>	<b>11</b>	<b>1,257.610</b>		<b>0.00</b>
<b>2</b>	<b>Strengthening of existing Govt schools</b>				
2.01	Additional Classroom	60	823.081		
	<b>Sub total</b>		<b>823.081</b>		<b>0.00</b>
	<b>TOTAL Non recurring</b>		<b>2,080.691</b>		<b>0.00</b>
<b>RECURRING</b>					
<b>3</b>	<b>Staff for new school (2014-15)</b>				
3.01	Head Master	11	40.392	0	0.00
3.02	Subject teacher	55	144.540	0	0.00
3.03	Lab Attendant	11	19.602	0	0.00
3.04	Multi Task Support Staff/ office Clerk	11	14.058	0	0.00
	<b>Sub total</b>	<b>88</b>	<b>218.592</b>		<b>0.000</b>

S.No.	Activities	Proposal for 2014-15		Recommendation for 2014-15	
		Phy	Fin	Phy	Fin
<b>4</b>	<b>Staff for new schools sanctioned in previous years (2009-2014)</b>				
4.01	Head Master	168	822.528	72	216.00
4.02	Subject teacher	1044	3,658.176	383	978.95
4.03	Lab Attendant	168	399.168		
4.04	Multi Task Support Staff	168	286.272		
	<b>Sub total</b>	<b>1548</b>	<b>5,166.144</b>		<b>1194.95</b>
<b>5</b>	<b>School Grant</b>				
5.01	School Grant (Gov. Schools)	294	147.000	233	116.50
	<b>Sub total</b>	<b>294</b>	<b>147.000</b>		<b>116.50</b>
<b>6</b>	<b>Minor Repair</b>				
6.01	Minor Repair (Gov. Schools)	233	58.250		
	<b>Sub total</b>	<b>233</b>	<b>58.250</b>		<b>0.00</b>

S.No.	Activities	Proposal for 2014-15		Recommendation for 2014-15	
		Phy	Fin	Phy	Fin
<b>7</b>	<b>Teacher Training</b>				
7.01	Leadership/Management training of headmasters	146	4.380	0	0
7.02	In-service training for existing teachers including HMs who are teaching	1533	45.990	0	0
7.03	Training of Master Resource Persons	22	0.660	0	0
7.04	Professional Development Program of Head Master	146	4.380	0	0.00
7.05	Workshop on curriculum development/Review	11	5.500		
7.06	Impact Study on the training provided to the in-service teachers	11	5.500		
	<b>Sub total</b>		<b>66.410</b>		<b>0.00</b>

S.No.	Activities	Proposal for 2014-15		Recommendation for 2014-15	
		Phy	Fin	Phy	Fin
<b>8</b>	<b>Quality Interventions</b>				
8.01	Excursion trip for students within the State	5778	115.560		0.00
8.02	Excursion trip for students outside the State	110	4.400		
8.03	Science exhibition at district level	11	11.000	0	0.00
8.04	Book fair at district level	11	11.000	0	0.00
8.05	Study Tour for Teachers	220	8.800		
8.06	Learning kits for students	5778	86.670	0	0.00
8.07	Accounting Training for State & District Official	11	5.500		0.00
8.08	3 days capacity building programme for Asst. & Exe. Engineer	33	0.495	0	0.000
8.09	Cultural Heritage (Heritage Mapping)	11	16.500	0	0.00

S.No.	Activities	Proposal for 2014-15		Recommendation for 2014-15	
		Phy	Fin	Phy	Fin
8.10	Library Facilities	294	147.000		
8.11	Sports materials for Govt. school	100	20.000	0	0.00
	<b>Sub total</b>		<b>426.925</b>		<b>0.00</b>
<b>9</b>	<b>Equity Interventions</b>				
<b>9.1</b>	<b>Girls oriented activities</b>				
9.01	Martial Arts Programme for girls	6173	30.865	0	0.00
9.02	Promotion of lifeskill development	6173	123.460	0	0.00
9.03	Adolescent Programme for girls students	1	3.000	0	0.00
	<b>Sub total</b>		<b>154.325</b>		<b>0.00</b>
<b>10</b>	<b>SC/ ST oriented activities</b>				
10.01	Remedial Teaching	2280	154.325	0	0.00
10.02	Special Coaching for Weak Students	1150	5.750	0	0.00
	<b>Sub total</b>		<b>160.075</b>		<b>0.00</b>

S.No.	Activities	Proposal for 2014-15		Recommendation for 2014-15	
		Phy	Fin	Phy	Fin
<b>11</b>	<b>Other Activities</b>				
11.01	Profiling of OOSC	11	11.000	0	0.00
	<b>Sub total</b>		<b>11.000</b>		<b>0.00</b>
<b>12</b>	<b>Community training</b>				
12.01	Training of SMDC members	1470	8.820	0	0.00
	<b>Sub total</b>		<b>8.820</b>		<b>0.00</b>
	<b>TOTAL Recurring</b>		<b>6480.52</b>		<b>1311.45</b>
	<b>RMSA-Total ( Non recurring + recurring)</b>		<b>8,561.208</b>		<b>1311.45</b>

## Proposal and Recommendation ICT 2014-15



### ICT @ School

- Comprehensive status note on implementation of ICT Scheme has not been received.
- UC & Progress Reports have not been received for releases against 121 schools approved in 2012-13, 4 smart schools approved in 2010-11, 82 schools approved in 2010-11
- No report on third party evaluation was received in the Ministry
- Purchase Order /MOU is not provided by the state
- As Comprehensive Information has not been provided, there is no details on availability of teachers, their training details, convergence of ICT in school time table, e-content available with the state etc.
- 424 private schools under ICT @ School to be cancelled.

### ICT @ School

#### Approval & Coverage

*Total Schools: 691. **Discrepancies found in 424 schools***

Sl. No.	Year	No. of Schools Approved
1	2005-2006	53
2	2006-2007	147
3	2007-2008	284
4	2010-2011	82
5	2012-2013	121
6	2013-2014	0
Smart Schools(2011-12)		4
Total		691

#### Proposal:

*Total Schools: 37.*

**Not recommended**

## Proposal and Recommendation IEDSS 2014-15

45

### IEDSS

- For the year 2014-15 State Govt. has not proposed anything under IEDSS Scheme. During Appraisal of AWP&B 2014-15 State representative informed that in the State IEDSS Scheme is not under RMSA and the person who is looking after IEDSS is not submitted the proposal.
- State Govt. has proposed activities two times under IEDSS Scheme i.e. for the year 2010-11 and 2011-12 till the date. For this two year all approved funds have been released to the State Govt. state government needs to provide status of the fund utilization under the scheme.
- There was 3149 CWSN in the year 2010-11 and 3695 CWSN in the year 2011-12. While at present time as per UDISE data 2013-14 there are 322 CWSN in the State. The state needs to clarify in this regard.

### IEDSS

- For the year 2010-11 and 2011-12 second installment was released on full reimbursement basis. **But till date State Govt. has not provided** the list and details of 391 special education teachers in terms of name, age, date of appointment, qualification, RCI no., and school where they are posted along with UDISE no. State has submitted the reimbursement of salary of these teachers which has been released by the Ministry.
- State Govt. has also not submitted the list and details of 60 resource rooms and equipment which State has purchased for these resource rooms and some other software for CWSN.
- GOI has given all the facilities needed for implementation of IEDSS Scheme to State Govt. in the year 2010-11 and 2011-12 like resource rooms, equipment of resource rooms, barrier free environment, ramp and railing, salary of special education teachers, software for CWSN, audio visual aids etc. **but State Govt. has not been proposing any activities under IEDSS Scheme since 2012-13.**

### IEDSS

- According to UDISE there are 2119 disable children in the state. 100% progress has been shown by the state till 2012-13. There was no approval in the year 2012-13. *In the year 2013-14 only student oriented activities & orientation of administrators, principals & guardians have been approved.*

Year	Budget Approved	Fund released	Expenditure
2010-11	1093.92	1093.92	1093.92
2011-12	1318.72	1318.72	1318.72
2012-13	NIL	NIL	NIL
2013-14	77.69 (Recurring)	-	-

**Proposal: No Proposal received**

## **Proposal and Recommendation Girls' hostels 2014-15**

49

### **Girls Hostel**

- No Annual Audit Report for 2012-13
- No quarterly report on item-wise statement of expenditure submitted from 2012-13
- No details regarding contribution of matching state share
- No details given on receipt and drawal of Central grant released by the State Implementing Society
- No quarterly report on activities undertaken by the State Govt. for commencement of construction of hostels.

## Girls Hostel

- An amount of Rs. 2369.552 lakhs for the construction in 11 EBBs.
- Rs.1061.10 lakhs have been already released by the Ministry.
- **Work done so far:-** Site verification of location is already done in all the 11 EBBs. No progress on Construction side.

**Proposal:** *No New Proposal received*

**Proposal and Recommendation  
Vocational education  
2014-15**



## Vocational education - issues

- The State has yet to launch the scheme in the 5 schools approved earlier.
- The NOS for the Agriculture sector is in place but the curriculum and courseware for this sector has not been developed.
- The State may indicate the job role under the Agriculture sector out of those for which the NOS has been issued.

## Vocational education - issues

- IT is duplicated as 6<sup>th</sup> subject – once as an independent (additional) and second, as vocational subject. The board needs to rectify the same.
- No release of State share.
- Department of Education and not School Board in-charge of implementation of the Scheme.
- State to provide estimates of the Civil works as per SOR for 10 schools.

S.No.	Activities	Proposal for 2014-15		Recommendation for 2014-15	
		Phy	Fin	Phy	Fin
NON RECURRING					
13	Introduction of VE in schools				
13.01	Workshop / Laboratory	10	193.180	0	0.00
13.02	Tools, Equipments and furniture	10	50.000	10	62.00
13.03	Computers	10	30.000		
13.04	Diesel generator set	10	20.000		

S.No.	Activities	Proposal for 2014-15		Recommendation for 2014-15	
		Phy	Fin	Phy	Fin
	<b>Total non Recurring</b>		<b>293.180</b>		<b>62.00</b>
<b>RECURRING</b>					
<b>14</b>	<b>Staff for Introduction of VE in schools</b>				
14.01	Salary for Vocational Coordinator (Regular)	10	37.800		
14.02	Salary for Vocational teacher ( Contract)	20	18.000		
14.03	Honorarium for Guest faculty	10	36.000		
14.04	Salary for lab assistant (contract)	10	5.400		
14.05	Flexible Pool for engaging resource persons including teachers/skill trainers, Skill Knowledge Providers, Coordinators, guest faculty etc.			10	72.50
	<b>Sub Total</b>		<b>97.200</b>		<b>72.500</b>

S.No.	Activities	Proposal for 2014-15		Recommendation for 2014-15	
		Phy	Fin	Phy	Fin
<b>15</b>	<b>Staff for Introduction of VE in schools sanctioned in previous year</b>				
15.01	Salary for Vocational Coordinator (Regular)	5	97.200		
15.02	Salary for Vocational teacher (Contract)	10	30.000		
15.03	Honorarium for Guest faculty	5	5.000		
15.04	Salary for lab assistant (contract)	5	9.000		
	<b>Sub Total</b>	<b>25</b>	<b>141.200</b>		<b>0.000</b>
15.05	Number of students	25	65.000		
	<b>Sub Total</b>	<b>25</b>	<b>65.000</b>		<b>0.000</b>
<b>16</b>	<b>Recurring support to new school</b>				
16.01	Raw material grant for new school per course	10	5.000	10	7.00
16.02	Books, Software, Educational CDs,etc for new school	10	0.900		
16.03	Seed money for running of production cum training centres (PTCs) for new schools				

S.No.	Activities	Proposal for 2014-15		Recommendation for 2014-15	
		Phy	Fin	Phy	Fin
16.04	Cost of Assessment and Certification @ Rs 600 for 50 students of Class IXth			10	3.00
16.05	Cost of providing hands on skill training to students in industrial and commercial establishments			10	3.8
16.06	Office expenses / contingencies for new school	10	24.000	10	10.00
	<b>Sub Total</b>		<b>29.900</b>		<b>23.800</b>
<b>17</b>	<b>Teacher Training</b>				
17.01	Induction training of teachers (4 week)	30	7.800	10	2.20
	<b>Sub Total</b>	<b>30</b>	<b>7.800</b>		<b>2.20</b>
	<b>Total Recurring</b>		<b>341.100</b>		<b>98.500</b>
	<b>VE-Total ( Non recurring + recurring)</b>		<b>634.280</b>		<b>160.50</b>

S.No.	Activities	Proposal for 2014-15		Recommendation for 2014-15	
		Phy	Fin	Phy	Fin
Total Non Recurring (RMSA+IEDSS+ICT+GH+VE)			2,373.871		62.00
Total Recurring (RMSA+IEDSS+ICT+GH+VE)			6,821.618		1529.16
MMER (RMSA+IEDSS+ICT+GH+VE)					
MMER-District level (DPO)					
	Monitoring Activities		42.900		
	Research and Evaluation		45.760		
	Salaries		128.700		
	Honorarium		17.160		
	TA/ DA		28.600		
	Community Mobilisation		8.580		
	Media oriented activities		14.300		
	Sub total		286.000		0.000
DISTRICT GRANT TOTAL :			9,195.488		1,591.156
SMA ACTIVITIES					
18	Research Activities				

S.No.	Activities	Proposal for 2014-15		Recommendation for 2014-15	
		Phy	Fin	Phy	Fin
18.01	Case Study on Low GER	1	3.846	0	0.00
18.02	Impact Study on Remedial Teaching	1	7.725	0	0.00
	<b>Sub total</b>		<b>11.571</b>		<b>0.000</b>
<b>19</b>	<b>Guidance and Counselling</b>				
19.01	Salary for Coordinators	4	9.600		
19.02	Salary for RAs	11	10.956	0	
19.03	Literature & display material	11	5.500		
19.04	Sensitisation of Principals	7	2.800		
19.05	Sensitisation programme for teachers on adolescent (2 teachers per school)		11.550		
19.06	One Day Workshop for Career Counselling		11.000		
	<b>Sub total</b>		<b>51.406</b>		<b>0.00</b>
<b>20</b>	<b>MMER-State level (SPO)</b>				

S.No.	Activities	Proposal for 2014-15		Recommendation for 2014-15	
		Phy	Fin	Phy	Fin
20.01	Monitoring Activities		22.500		
20.02	Research and Evaluation		24.000		
20.03	Salaries		67.500		
20.04	Honorarium		9.000		
20.05	TA/ DA		15.000		
20.06	Community Mobilisation		4.500		
20.07	Media oriented activities		7.500		
	<b>Sub total</b>		<b>150.000</b>		
<b>SMA GRANT TOTAL :</b>			<b>212.977</b>		<b>0.00</b>
	<b>Grand Total (RMSA+IEDSS+ICT+GH+VE) :</b>		<b>9,195.488</b>		<b>1,591.16</b>
	<b>Total MMER</b>		<b>436.000</b>		<b>79.56</b>
<b>Grand Total 5 integrated schemes + MMER</b>			<b>9,631.488</b>		<b>1,670.71</b>

Scheme	Fresh Proposal for 2014-15			Spill Over	Recommendation for 2014-15			Grand Total (Fresh + Spill over)	GOI share	State share
	NR	R	Total		NR	R	Total			
<b>RMSA</b>	2080.69	6480.52	8561.21	13194.88	0.00	1311.45	1311.45	14506.33	13055.70	1450.63
<b>IEDSS</b>	0.00	0.00	0.00	0.00	0.00	0.00	0.00	0.00	0.00	0.00
<b><a href="#">ICT@school</a></b>	0.00	0.00	0.00	0.00	0.00	0.00	0.00	0.00	0.00	0.00
<b>Girls Hostel</b>	0.00	0.00	0.00	2358.00	0.00	0.00	0.00	2358.00	2122.20	235.80
<b>Vocational Education</b>	293.18	341.10	634.28	96.80	62.00	98.50	160.50	257.30	231.57	25.73
<b>Total</b>	2373.87	6821.62	9195.49	15649.68	62.00	1409.95	1471.95	17121.63	15409.47	1712.16
MMER (5%)			436.00				73.60	73.60	66.24	7.36
<b>Grand Total</b>	<b>2373.8</b>	<b>6821.6</b>	<b>9631.4</b>	<b>15649.6</b>	<b>62.0</b>	<b>1409.95</b>	<b>1545.55</b>	<b>17195.23</b>	<b>15475.70</b>	<b>1719.50</b>