

No. F. 1-7/2017-RMSA-III
Government of India
Ministry of Human Resource Development
Department of School Education and Literacy
(RMSA-III Section)

Shastri Bhawan, New Delhi
Date: 29th March, 2017

To,

The Secretary (General Education),
Govt. of Kerala, Government
Secretariat Annexe,
Thiruvananthapuram,
Kerala 695001

Subject: Minutes of the Project Approval Board(PAB) meeting held on 01st February, 2017 for approval of Annual Work Plan & Budget 2017-18 of State of Kerala under the Centrally Sponsored scheme of the Rashtriya Madhyamik Shiksha Abhiyan(RMSA)- reg.

Sir,

Please find enclosed herewith the copy of Minutes of the Project Approval Board (PAB) meeting held on the 01st February, 2017 for approval of Annual Work Plan & Budget 2017-18 of State of Kerala under the Centrally Sponsored scheme of the Rashtriya Madhyamik Shiksha Abhiyan (RMSA) for information and further necessary action.

Yours faithfully,

Encl:- As above.



(Dalbir Singh)

Under Secretary to the Govt. of India

Tel: 23385585

Email: - dalbir.singh@nic.in

Copy to:-

1. PPS to Secretary(SE&L)
2. PPS to AS(SE)
3. PPS to JS(SE-1)
4. PPS to JS & FA(MHRD)
5. The SPD, The Mission Director, Secondary Education Development Society of Kerala, Thiruvananthapuram, Kerala
6. Director/DS of SE-1 Bureau
7. Shri R R Koirang, Assistant Professor, NCERT
8. TSG-RMSA- for uploading on RMSA website.

Government of India
Ministry of Human Resource Development
Department of School Education and Literacy

Minutes of the Meeting held on 1st February, 2017 for approval of Annual Work Plan & Budget 2017-18 of Kerala under the Centrally Sponsored Scheme of the Integrated Rashtriya Madhyamik Shiksha Abhiyan (RMSA).

A meeting of the Project Approval Board (PAB) to consider the Annual Work Plan & Budget 2017-18 of the state of Kerala was held on 1st February, 2017.

2. The list of participants who attended the meeting is at **Annexure-I**.

3. Joint Secretary welcomed the participants. In his opening remarks, he appreciated the efforts of the State and the overall progress made by the State under RMSA. Deputy Secretary (RMSA-III) highlighted the overall status of secondary education scenario in the State, areas of concern and details of the proposal of Annual Work Plan & Budget (AWP&B) for RMSA for 2017-18. A copy of Presentation is at **Annexure-II**.

Discussions were held on the areas of concern, point-wise, as follows:

3.1 Slow progress of civil works:

3.1.1 Under RMSA, 112 schools have been approved, out of which state has made 111 schools functional. Construction of 45 schools is complete, 18 schools are in-progress and construction in 49 schools is yet to start. Also, 947 schools have been approved for strengthening but construction work has not been completed in any of the schools.

The Principal Secretary, Education, Kerala, stated that due to delay in transfer of funds by State Treasury to State Implementing Society (SIS), there has been delay in implementation of various components of scheme. She assured that the matter has been sorted out and in future, the funds would be transferred by the State at the earliest.

3.1.2 The Joint Secretary pointed out the slow progress under various components approved in the last PAB like SMDC training, Learning Enhancement (Remedial Teaching), in-service training of special educators etc. Joint Secretary also raised concern about huge unspent balance under non-recurring component amounting to Rs 79 crore.

SPD, RMSA, Kerala stated that the progress has been slow due to delay in transfer of funds by state Treasury to society and since the funds have now been received, the activities would be completed.

3.1.3 Joint Secretary, MHRD observed that State should ensure timely submission of audit reports and utilisation certificates so that the central funds could be released and therefore the implementation of Scheme may not be hampered. The State of Kerala was asked to complete the child wise data along with Aadhar number/unique ID for all students by 31st March, 2017, as releases under fresh non-recurring outlay will be subject to the child wise enrolment data uploaded on UDISE platform.



3.2 Education Indicators:-

- The overall enrollment has decreased by 33121 i.e. from 10.98 lakh to 10.65 lakh in the year 2016-17.
- GER has increased from 102.44% in 2015-16 to 104.01% in 2016-17.
- NER has increased from 76.52 % in 2015-16 to 78.43% in 2016-17.
- The dropout rate has increased from 1.73% in 2015-16 to 2.16% in 2016-17.
- The Transition rate has increased from 100.73% in 2015-16 to 101.45% in 2016-17.
- The Retention rate has decreased from 98.27% in 2015-16 to 97.84% in 2016-17.

The Principal Secretary stated that the decrease in enrolment is mainly due to movement of students due to migration to other countries or states and also overall decrease in population.

4. Annual Work Plan and Budget for 2016-17:

Thereafter, discussion was held on the activities proposed and the following decisions were taken (**Annexure-III**):

| S. No. | Activities |
|----------|--|
| A | Non-recurring |
| 1 | RMSA |
| 1.1 | Under RMSA, Civil works for 03 schools approved under strengthening component during previous years amounting to Rs. 43.96 lakh, and where work has not started, were surrendered by the State Govt. PAB approved cancellation of these works (List of schools at Annex-IV). |
| 1.2 | Strengthening of Existing Schools: Under RMSA, civil works for 05 schools were approved (Annex-V) under strengthening component amounting to Rs. 338.850 lakh. |
| 1.3 | Equipments for ideal Labs: The State has proposed to set up ideal labs in all 14 Districts @ one lab per district conforming to international standards. PAB approved equipments for 04 Ideal labs (Annex-VI) @ Rs. 50 lakh per lab with an outlay of Rs. 200.00 lakh However, the funds would be released subject to the condition that the State Government furnishes proposal with complete physical and financial details of the expenditure to be incurred on the ideal lab and financial support would be limited to the appraisal of the proposal of State by the Ministry. |
| 2 | ICT@ School |
| 2.1 | Under ICT, 18 schools were surrendered by the State Govt. due to duplication of approved schools. PAB approved cancellation of 18 schools amounting to Rs. 120.60 lakh (List of schools at Annex-VII). |
| 2.2 | Under ICT, 18 new schools (Annexure-VIII) were approved for coverage under ICT@school with total outlay of Rs. 115.200 lakh. |
| 3 | Vocational Education (VE) |
| 3.1 | Tools, Equipment & Furniture: For implementation of VE, 20 schools (Annexure-IX) were approved with 7 sectors i.e. Agriculture (Vegetable Production), Apparel |

| S. No. | Activities |
|------------|---|
| | (Assistant Fashion Designer), Electronics (Repair & maintenance of Computer Peripheral), Healthcare (General Duty Assistant), Retail (Cashier), Telecom (Customer Care Executive), Tourism & Hospitality (Tour Assistant) with an outlay of Rs 160.0 lakh. |
| B | Recurring |
| 4 | RMSA |
| 4.1 | School Grant: School Grants for 1223 schools @ Rs. 0.50 lakh with an outlay of Rs. 611.50 lakh was approved. |
| 4.2 | Staff for previous year schools: A total of 111 posts of Headmasters and 555 posts of teachers are sanctioned in the State. Financial support for salary of 111 in-position Head Masters @ Rs 43,370 /- per month with an outlay of Rs. 577.688 lakh and salary of 555 in-position teachers was approved @ Rs. 32,202/- per month with an outlay of Rs. 2144.653 lakh. |
| 5 | Training of Teachers/HMs & Other members |
| 5.1 | Training of SMDC members was approved for 210 stand-alone Government Secondary Schools for 3570 members (17 members per school) @ Rs.300 per day for two days with an outlay of Rs 21.420 lakh. |
| 5.2 | In-service training of teachers including HMs was approved for 17068 secondary school teachers @Rs. 300 per day for 5 days with an outlay of Rs. 256.020 lakh |
| 5.3 | Resource Pool: Training of 440 subject experts was approved @ Rs 800 per day for 10 days with an outlay of Rs 35.200 lakh |
| 5.4 | School Leadership Management Course (Residential) was approved for 14 Districts @ Rs. 1 lakh per District with an outlay of Rs. 14.00 lakh. |
| 5.5 | Training for Educational officers (DEOs) was approved for 41 educational officers @ Rs. 500 per day for 5 days with an outlay of Rs. 1.025 lakh. |
| 5.6 | Training of Educational Instructors on Yoga was approved for 889 Yoga instructors @Rs.300 per day for 5 days with an outlay of Rs. 13.335 lakh. |
| 5.7 | Training for Head Masters (HM) {SLDP} was approved for 500 secondary school HMs @ Rs. 300 per day for 16 days with an outlay of Rs. 24.00 lakh. |
| 5.8 | Training of State Resource Groups (SRG) {SLDP} was approved for 50 SRGs @ Rs. 2000 per day for 10 days was approved with an outlay of Rs. 10.00 lakh. |
| 5.9 | Training of Key Resource Persons (KRPs) was approved for 41 KRPs for 08 subjects each @Rs.300 per subject was approved with an outlay of Rs. 0.984 lakh. |
| 6 | Quality Components: |
| 6.1 | Digital Textbooks: The Proposal of the State Government envisages equipping teachers for preparation of digital textbooks through creation of content and training program modules. The proposal was approved for 2454 training modules @Rs. 8272/- per module with an outlay of Rs. 202.995 lakh. |
| 6.2 | Online Training for Teachers Certification: The Proposal of the State Government envisages launch of online training system for teachers designed to meet the whole academic solutions. It would include an evaluation programme for the teachers and certificates would be provided based on their competence which would be considered for priority in faculty selections. The proposal was approved for 35500 teachers @Rs. 900 per teacher with an outlay of Rs. 319.500 lakh. |
| 7.0 | Rashtriya Avishkar Abhiyan |
| 7.1 | Excursion trip for students within the state was approved for 10,000 students @Rs. 200 per student with an outlay of Rs. 20.00 lakh. The same may also include visits |

| S. No. | Activities |
|--------|--|
| | to higher educational institutes. |
| 7.2 | Exposure visit outside state for students to higher educational institutions was approved for 245 students @ Rs. 2000 per student with an outlay of Rs. 4.90 lakh. |
| 7.3 | In-service training of Science and Maths teachers was approved for 15232 teachers @ Rs.300 per day per teacher for 05 days with an outlay of Rs. 228.480 lakh. The module developed by NCERT (STEM Training) would be adopted along with State module for the training of maths and science teachers. |
| 7.4 | Remedial teaching is provided for 20% of the enrolment in class IX. While the enrolment in class IX in state is 530844, the state proposed for 60000 students and the remedial teaching was approved for 60000 students at unit cost of Rs.500 per student with an outlay of Rs. 300.00 lakh. |
| 7.5 | Science Exhibition was approved for 14 districts @ Rs. 1.00 lakh per district with an outlay of Rs. 14.00 lakh. |
| 7.6 | Talent Search Competition to be organized by the State was approved for 152 educational blocks @ Rs 1.00 lakh per block with an outlay of Rs. 152.00 lakh. |
| 8 | Project – Innovative Activities |
| 8.1 | Students Entrepreneurship program of the State envisages fostering the skills necessary for students to build an entrepreneurial foundation and help them to forge their own career path. The State would adopt two levels of methodology for implementation i.e curriculum development and teaching material. The proposal was approved for 41 educational Districts @ Rs. 2 lakh per District with an outlay of Rs. 82.00 lakh. |
| 9.0 | Project to promote Art/Culture |
| 9.1 | Kala Utsav:- An outlay of Rs 11.0 lakh including Rs. 10 lakh for organising Kala Utsav in schools and Rs. 1.0 lakh as travelling allowance for 50 students/supervisors @ Rs. 2000 per student was approved. |
| 10 | Project Girls Empowerment - |
| 10.1 | Training in martial arts and self defence training for girls was approved for 1149 schools @Rs. 3000 per month for 3 months with an outlay of Rs. 103.410 lakh. |
| 11 | Shala Siddhi: An outlay of Rs. 15.94 lakh to improve the quality of school for accreditation purpose for implementation in Govt and Govt aided schools was approved for 2656 schools @ Rs. 600/- per school. |
| 12 | IEDSS |
| 12.1 | Environment Building Programme under IEDSS was approved for 152 blocks @ Rs 10,000 per block with total outlay of Rs. 15.2 lakh. |
| 12.2 | Inservice training for Special Educators under IEDSS was approved for 865 Special Educators @Rs. 300 per day for 10 days with a total outlay of Rs. 25.950 lakh. |
| 12.3 | Orientation of Principals, Education Administrators, parents/guardians etc. under IEDSS was approved for 1500 officials @Rs. 300 per official per day for 3 days with an outlay of Rs. 4.50 lakh. |
| 12.4 | Project on Horticulture therapy under IEDSS was approved for 14 Districts @ Rs. 1.5 lakh per District with an outlay of Rs 21.00 lakh. |
| 12.5 | Special Educators: Financial support for salary of 725 in-position special educators @ Rs 28,815/- per month with an outlay of Rs. 2506.905 lakh was approved. Also, financial support for salary of 140 new special educators appointed during 2016-17 was approved @ Rs 28,815/- per month with an outlay of Rs. 484.092 lakh. |



| S. No. | Activities |
|--------|---|
| 12.6 | Student Oriented Component: Support to 19096 CWSN under IEDSS was approved with an outlay of Rs. 564.712 lakh for activities as at Annexure III was approved. |
| 13 | VE |
| 13.1 | Recurring grant for 20 New schools was approved with an outlay of Rs. 186.50 lakh as per activities at Annexure-III . |
| 13.2 | Induction training under VE was approved for 40 teachers in 20 schools (2 teacher per school) @ Rs. 11000 per teacher with an outlay of Rs. 4.40 lakh. |
| 14 | MMER |
| 14.1 | MMER was approved @ 5% of the outlay with financial implication of Rs. 489.5685 lakh. |

5. The cost sheet indicating the component wise proposal of the state and approval of PAB under RMSA is at **Annexure-X**.

6. The financial details of recurring and non-recurring approvals of the State during 2017-18 are summarized in the following table:

7. The Status of financial details including committed liabilities of the previous years and spill-over thereof, new approvals for recurring and non-recurring nature against the proposals of the State is summarized in the following table:

| Components | Fresh Outlay | | | Spill over | Total Budget |
|---------------------|---------------|------------------|-------------------|-----------------|-------------------|
| | Non Recurring | Recurring | Total | | |
| RMSA including MMER | 538.85 | 5653.6185* | 6192.4685 | 13926.88 | 20119.3485 |
| ICT | 115.20 | 0.00 | 115.2 | 0.00 | 115.2 |
| IEDSS | 0.00 | 3622.37 | 3622.37 | 106.40 | 3728.77 |
| VE | 160.00 | 190.90 | 350.90 | 0.00 | 350.9 |
| GH | 0.00 | 0.00 | 0.00 | 255.11 | 255.11 |
| Total | 814.05 | 9466.8885 | 10280.9385 | 14288.39 | 24569.3285 |

Note: * including MMER of Rs. 489.5685 lakh

8. The release of funds under the scheme will be further guided by the following conditions:

(i) The state administration will give a written commitment for meeting its share of the converged RMSA Scheme of the budget approved according to the prescribed sharing pattern. The budget provision may also be communicated to the Ministry invariably after presentation of the State budget.

(ii) SMDCs should be constituted in all schools and bank accounts may be opened by them to take care of school grant, civil works and other such expenditures.



(iii) The first installment would be released based on provisional Utilization Certificate for 2016-17 and subject to full release of proportionate State share corresponding to GOI share released during the previous financial year.

(iv) The second installment would be released only after (a) the proportionate installment of State/UT share has been released, (b) at least 50% expenditure against available funds has been incurred, (c) utilization certificate has been submitted for funds released in the year 2017-18 and (d) Audit Reports have been submitted for the year 2016-17.

(v) The GOI releases except Adhoc Grants under the Scheme would be released only after completion of Aadhar linking of enrolled students as per child-wise data made available under UDISE.

8. The meeting ended with a vote of thanks to the Chair.

A handwritten signature in black ink, consisting of a stylized 'S' followed by a horizontal line and a diagonal stroke.

Annexure-I

Participants of the Project Approval Board (PAB) meeting held on 1th February, 2017 for approval of Annual Work Plan & Budget 2017-18 of Kerala under the Centrally Sponsored Scheme of the Integrated Rashtriya Madhyamik Shiksha Abhiyan (RMSA).

List of participants

1. Shri Sanjay Kumar, Joint Secretary, School Education-2, MHRD
2. Ms. Nigar Fatima Hussain, Director (RMSA-I)
3. Ms. Nita Gupta, Deputy Secretary, (RMSA-III)
4. Shri Dalbir Singh, Under Secretary (RMSA-III), MHRD
5. Shri Manoj Kumar Shukla, AFA, MHRD
6. Ms Reeta Verma, S.O (IFD), MHRD

Representatives from Kerala State:-


| Sr. No | Name of Participant | Designation |
|---------------|----------------------------|------------------------------|
| 1 | Dr Usha Titus | Secretary, General Education |
| 2 | Shri. Rahul R | SPD |
| 3 | Shri. P.S. Mathew | Addl. SPD |
| 4 | Dr. J. Prasad | Director, SCERT |
| 5 | Dr. P. Bhasheer | Research Officer |
| 6 | Shri Shejeer Shukkoor | Computer Programmer |


Representatives from other Organizations

1. R.R Kotren, NCERT

TSG-RMSA

Mrs. Sonal Walia, State Coordinator, Consultant
All other Consultants of TSG-RMSA





पढ़े चलो, बढ़े चलो
RASHTRIYA BAHYAMSIK SHIKSHA ADYATAN

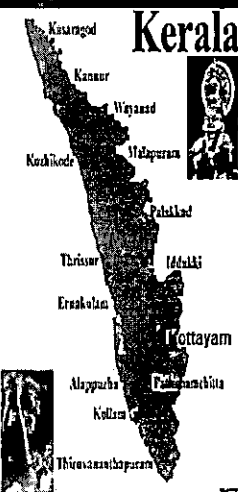
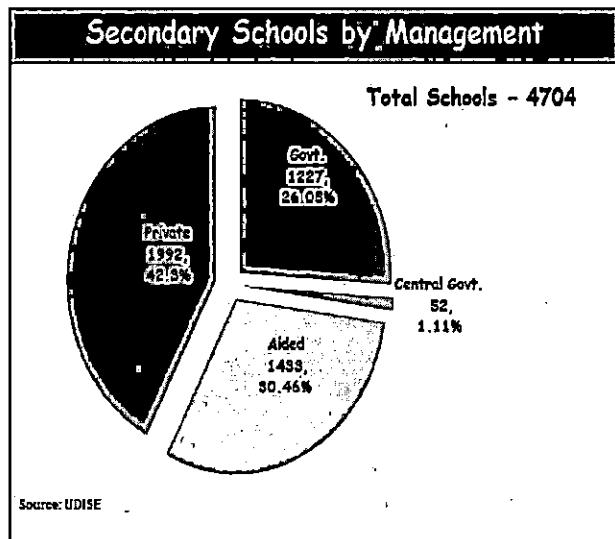
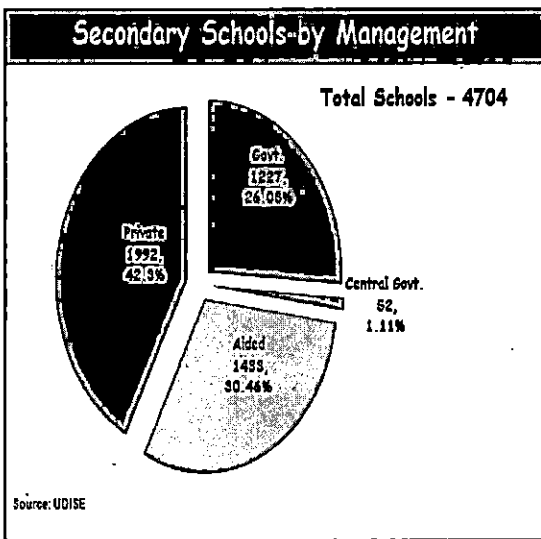
Presentation on Appraisal Report

Kerala

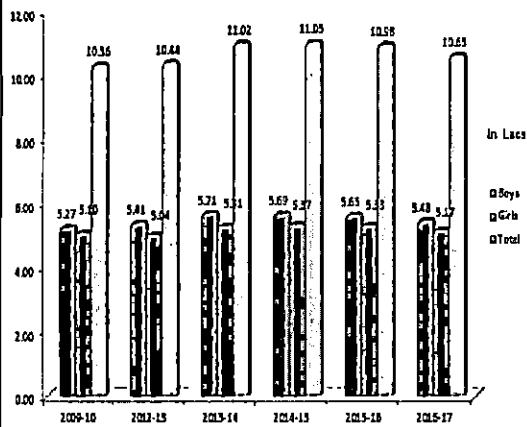
Project Approval Board Meeting 2017-18
01st February, 2017
(RMSA, IEDSS, ICT@ School, Girls Hostel & VE)

Kerala at A Glance

- No of District-14
- No of CD Blocks-152
- SFD Coverages- 1 Minority Concentrated District (Wayanad)
- No of Education Blocks-164
- No of Habitation- 18722
- No of Govt. Schools-1227
- No of Govt. Aided Schools-1433
- No of EBB- 1 (Thrissur)
- Pass %:- 96.84 in SSLC
- GPI:- 0.97
- Gender Gap:- 03
- SCR:- 37
- PTR:- 18

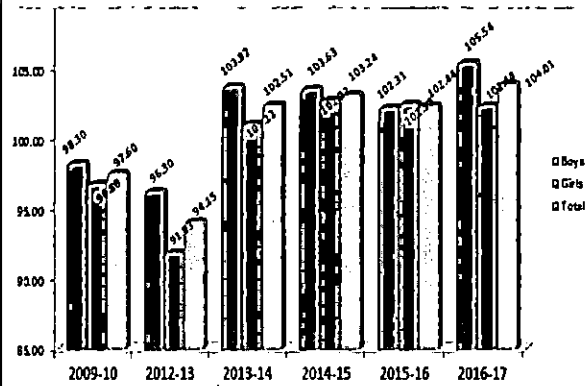

Enrolment (Secondary level)



Source: 2009-10 SSE & 2012-13 to 2015-17 UDISE.

Gross Enrolment Ratio (Secondary level)

The district having lowest GER Kollam 97.68%

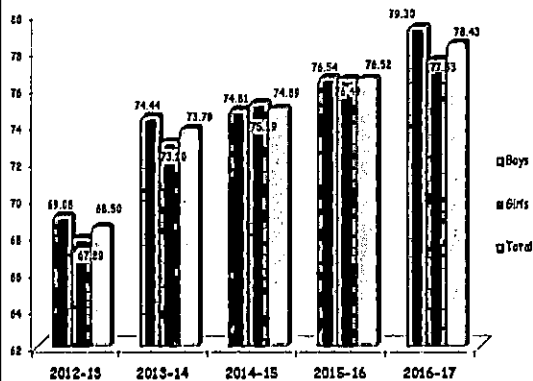


National GER (2014-15): 80.01%

Source: 2009-10 SSE & 2012-13 to 2015-17 UDISE.

Net Enrolment Ratio (Secondary level)

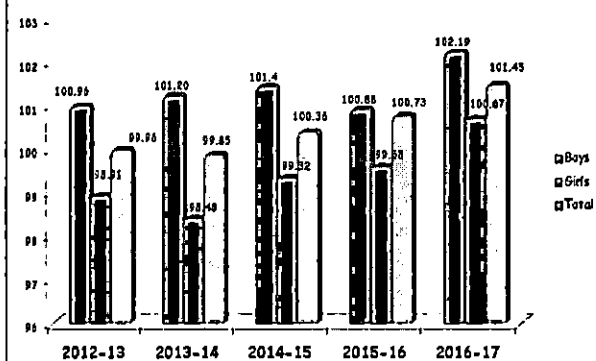
The district having lowest NER viz. Malappuram 76.39%



National NER (2014-15): 51.26%

Source: UDISE.

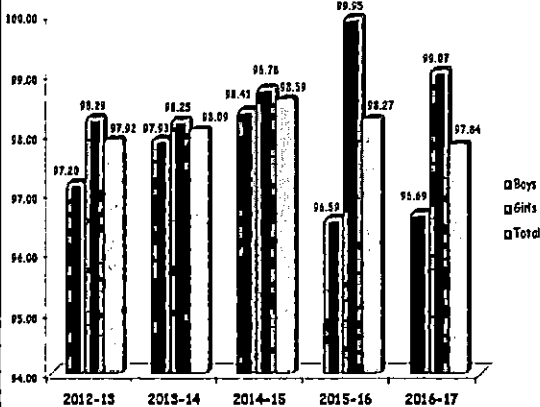
Transition Rate: (Class VIII to IX)



National Transition rate: 90.62%

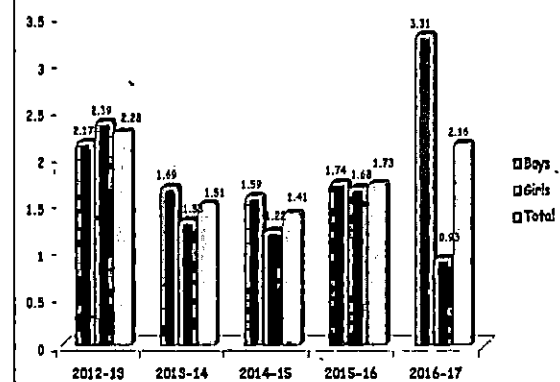
Source: UDISE.

Retention Rate (Secondary level)



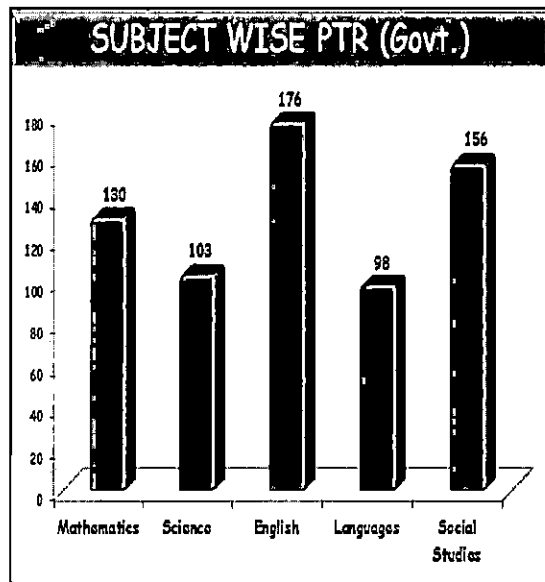
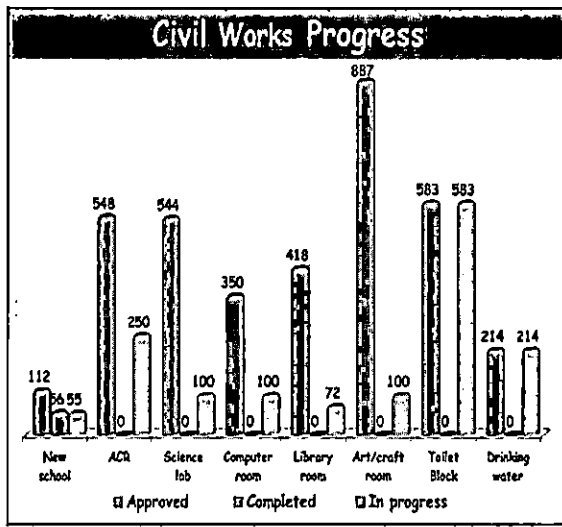
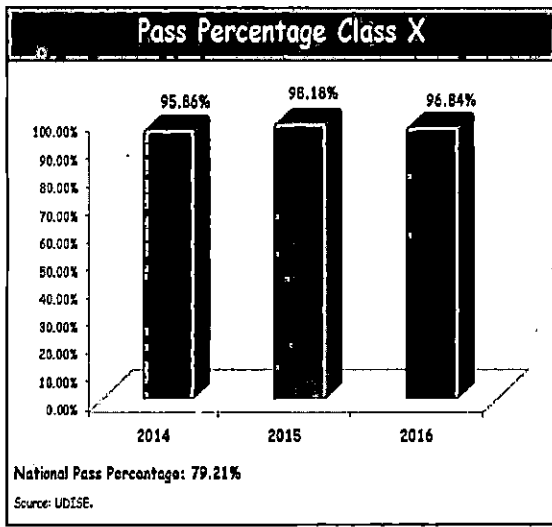
Source: UDISE.

Dropout Rate (Secondary level)



National Dropout rate :17.06%

Source: UDISE.



Vacant Posts of Headmasters and Subject Teachers in Govt. Secondary Schools

Under State Government: 1024 Govt. Secondary Schools

Headmasters :

- Approved - 1024
- In position - 1024
- Vacant - 0

Teachers :

- Approved - 15110
- In position - 13772
- Vacant - 1338

(AWP&B-17-18)

Cancellation

Under Strengthening

| Component* | No. proposed | Amount (In Lakhs) |
|----------------------------------|--------------|-------------------|
| No. of Schools for Strengthening | 3 | |
| Additional Classroom | 2 | 11.26 |
| Integrated Science Lab | 2 | 12.20 |
| Lab equipment | 2 | 2.60 |
| Computer Room | 1 | 5.00 |
| Library | 0 | 0.00 |
| Art Craft Room | 2 | 10.00 |
| Toilet Block | 3 | 3.00 |
| Water | 1 | 0.50 |
| Total | | 43.96 |

Under ICT

| Component* | No. proposed | Amount (In Lakhs) |
|------------------------|--------------|-------------------|
| No. of Schools for ICT | 18 | 120.60 |
| Total | | 120.60 |

THANK YOU

State: Kerala
Approval for 2017-18

(In Lakh)

| S.No | Activity | | Final Approved Outlay | | |
|----------------------------------|--|---|-----------------------|-----------|----------------|
| | | | Physical | Unit Cost | Financial |
| RMSA | | | | | |
| Non - Recurring | | | | | |
| 1 | Strengthening of Existing Schools | | | | |
| | 1.1 | Additional Classroom | 7 | 11.75 | 82.25 |
| | 1.2 | Art/Craft Room | 5 | 12.5 | 62.50 |
| | 1.3 | Computer Room | 2 | 12.5 | 25.00 |
| | 1.4 | Drinking Water | 5 | 0.5 | 2.50 |
| | 1.5 | Lab Equipment (Sci Lab) | 5 | 1 | 5.00 |
| | 1.6 | Library Room | 5 | 15.5 | 77.50 |
| | 1.8 | Science Lab | 5 | 12.5 | 62.50 |
| | 1.9 | Toilet Block | 8 | 1.2 | 9.60 |
| | 1.10 | Toilets for CWSN | 10 | 1.2 | 12.00 |
| | Total for Strengthening of Existing Schools | | | | 338.85 |
| | 1.11 | Ideal Lab | 4 | 50 | 200.00 |
| Total for Non - Recurring | | | | | 538.85 |
| Recurring | | | | | |
| 2 | Annual Grant | | | | |
| | 2.1 | School Grant | 1223 | 0.5 | 611.50 |
| | Total for Annual Grant | | | | 611.50 |
| 3 | Staff for Previous Year Schools | | | | |
| | 3.1 | Head Masters | 111 | 5.2044 | 577.69 |
| | 3.2 | Subject Teacher | 555 | 3.86424 | 2144.65 |
| | Total for Staff for Previous Year Schools | | | | 2722.34 |
| 4 | Community Mobilisation | | | | |
| | 4.1 | SMDC Training | 3570 | 0.006 | 21.42 |
| | Total for Community Mobilisation | | | | 21.42 |
| 5 | Training | | | | |
| | 5.1 | In service training of Teachers including HMs in Teaching (ICT, IEDSS, RMSA etc.) | 17068 | 0.015 | 256.02 |
| | 5.2 | Resource Pool | 440 | 0.08 | 35.20 |

| S.No | Activity | | Final Approved Outlay | | |
|------|--|--|-----------------------|-----------|-----------|
| | | | Physical | Unit Cost | Financial |
| | 5.3 | School Leadership Management Course (Residential) | 14 | 1 | 14.00 |
| | 5.4 | Training for Educational officer (DEO's/Principals/Administrators) | 41 | 0.025 | 1.03 |
| | 5.5 | Training of Educational Instructors on Yoga | 889 | 0.015 | 13.34 |
| | 5.6 | Training of HMs (SLDP) | 500 | 0.048 | 24.00 |
| | 5.7 | Training of SRGs (SLDP) | 50 | 0.2 | 10.00 |
| | 5.8 | Training of KRPs | 41 | 0.024 | 0.98 |
| | Total for Training | | | | |
| 6 | Quality Components | | | | |
| | 6.1 | Digital Textbook | 2454 | 0.08272 | 202.99 |
| | 6.2 | Online Training for Teachers Certification | 35500 | 0.009 | 319.50 |
| | Total for Quality Components | | | | |
| 7 | Project on Science & Maths - (RAA) | | | | |
| | 7.1 | Excursion Trip for Students within State | 10000 | 0.002 | 20.00 |
| | 7.2 | Exposure visit outside State | 245 | 0.02 | 4.90 |
| | 7.3 | In-service Training of Maths & Science Teachers | 15232 | 0.015 | 228.48 |
| | 7.4 | Learning Enhancement (Remedial teaching) | 60000 | 0.005 | 300.00 |
| | 7.5 | Science Exhibition / Book Fair | 14 | 1 | 14.00 |
| | 7.6 | Talent Search Competition | 152 | 1 | 152.00 |
| | Total for Project on Science & Maths- (RAA) | | | | |
| 8 | Project - Innovative Activities | | | | |
| | 8.1 | Students Entrepreneurship | 41 | 2 | 82.00 |
| | Total for Project - Innovative Activities | | | | |
| 9 | Project Kala Utsav | | | | |
| | 9.1 | Kala Utsav | 1 | 10 | 10.00 |
| | 9.2 | TA / DA Allowance for National Level | 50 | 0.02 | 1.00 |
| | Total for Project Kala Utsav | | | | |
| 10 | Project- Girls Empowerment | | | | |
| | 10.1 | Training in Martial Arts to all girls / Self Defense | 1149 | 0.09 | 103.41 |
| | Total for Project- Girls Empowerment | | | | |
| 11 | Shaala Siddhi | | 2656 | 0.0060 | 15.94 |


| S.No | Activity | | Final Approved Outlay | | |
|----------------------------------|--|--|-----------------------|-----------|----------------|
| | | | Physical | Unit Cost | Financial |
| Total for Recurring | | | | | 5164.05 |
| Total for RMSA | | | | | 5702.90 |
| ICT | | | | | |
| Non - Recurring | | | | | |
| 11 | Outright Purchase Basis/State Model | | | | |
| | 11.1 | Hardware & Software Support - Outright | 18 | 6.4 | 115.20 |
| | Total for Outright Purchase Basis/State Model | | | | 115.20 |
| Total for Non - Recurring | | | | | 115.20 |
| Total for ICT | | | | | 115.20 |
| IEDSS | | | | | |
| Recurring | | | | | |
| 12 | Recurring | | | | |
| | 12.1 | Environment Building programme | 152 | 0.1 | 15.20 |
| | 12.2 | In-service Training of Special Educators | 865 | 0.03 | 25.95 |
| | 12.3 | Orientation of Principals, Educational administrators, parents / guardians etc. | 1500 | 0.003 | 4.50 |
| | 12.4 | Project on Horticulture Therapy | 14 | 1.5 | 21.00 |
| | 12.5 | Salary (New Spl. Educators) | 140 | 3.4578 | 484.09 |
| | 12.6 | Salary (Previous Spl. Educators) | 725 | 3.4578 | 2506.91 |
| | Total for Recurring | | | | 3057.65 |
| 13 | Student Oriented Activities | | | | |
| | 13.1 | Assistive Devices, Equipments and TLM | 1 | 3 | 3.00 |
| | 13.2 | Books & Stationery (Inc. Braille Books for Blind and Large Print Books for Low Vision) | 19096 | 0.0047 | 89.75 |
| | 13.3 | Escort Allowance | 15033 | 0.0047 | 70.66 |
| | 13.4 | Helper/Ayas/Attendant | 60 | 0.75 | 45.00 |
| | 13.5 | Hostel Allowance | 30 | 0.1 | 3.00 |
| | 13.6 | Identification and Assessment (Medical Assessment Camps) | 41 | 0.05 | 2.05 |
| | 13.7 | Providing Aids & Appliances | 1500 | 0.01245 | 18.68 |
| | 13.8 | Reader Allowance | 455 | 0.0047 | 2.14 |
| | 13.9 | Stipend for Girls | 7547 | 0.02 | 150.94 |
| | 13.10 | Transportation allowance | 19096 | 0.0047 | 89.75 |
| | 13.11 | Uniform | 19096 | 0.0047 | 89.75 |

| S.No | Activity | | Final Approved Outlay | | |
|----------------------------------|--|--|-----------------------|-----------------|------------------|
| | | | Physical | Unit Cost | Financial |
| | Total for Student Oriented Activities | | | | 564.72 |
| Total for Recurring | | | | | 3622.37 |
| Total for IEDSS | | | | | 3622.37 |
| VE | | | | | |
| Non - Recurring | | | | | |
| 14 | Introduction of VE in schools | | | | |
| | 14.1 | Tools, Equipment & Furniture | 20 | 8 | 160.00 |
| | Total for Introduction of VE in schools | | | | 160.00 |
| Total for Non - Recurring | | | | | 160.00 |
| Recurring | | | | | |
| 15 | Recurring support | | | | |
| | 15.1 | Cost of providing Hands on Skill Training to Students(New) | 20 | 0.375 | 7.50 |
| | 15.2 | Flexible Pool for Engaging Resource Person (New) | 20 | 7.25 | 145.00 |
| | 15.3 | Office Expenses / Contingencies for new school(New) | 20 | 1 | 20.00 |
| | 15.4 | Raw material Grant for new school per course (New) | 20 | 0.7 | 14.00 |
| | Total for Recurring support | | | | 186.50 |
| 16 | Teacher Training | | | | |
| | 16.1 | Induction training of Teachers (4 week) | 40 | 0.11 | 4.40 |
| | Total for Teacher Training | | | | 4.40 |
| Total for Recurring | | | | | 190.90 |
| Total for VE | | | | | 350.90 |
| MMER (Intg. RMSA) | | | 1 | 489.5685 | 489.5685 |
| Grand Total | | | | | 10280.938 |

State: Kerala
Approvals under RMSA for 2017-18

(In Lakh)

| S.No | Activity | Proposal of State | | | Final Approved Outlay | | | Remark |
|--|--|-------------------|-----------|-----------------|-----------------------|-----------|----------------|---|
| | | Phy. | Unit Cost | Fin. | Phy. | Unit Cost | Fin. | |
| RMSA | | | | | | | | |
| Non - Recurring | | | | | | | | |
| 1 | Strengthening of Existing Schools | | | | | | | |
| 1.1 | Additional Classroom | 124 | 11.75 | 1457.000 | 7 | 11.75 | 82.25 | Recommended for 5 Schools |
| 1.2 | Art/Craft Room | 29 | 12.5 | 362.500 | 5 | 12.5 | 62.50 | Recommended for 5 Schools |
| 1.3 | Computer Room | 29 | 12.5 | 362.500 | 2 | 12.5 | 25.00 | Recommended for 5 Schools |
| 1.4 | Drinking Water | 47 | 0.5 | 23.500 | 5 | 0.5 | 2.50 | Recommended for 5 Schools |
| 1.5 | Lab Equipment (Sci Lab) | 29 | 1 | 29.000 | 5 | 1 | 5.00 | Recommended for 5 Schools |
| 1.6 | Library Room | 28 | 15.5 | 434.000 | 5 | 15.5 | 77.50 | Recommended for 5 Schools |
| 1.8 | Science Lab | 29 | 12.5 | 362.500 | 5 | 12.5 | 62.50 | Recommended for 5 Schools |
| 1.9 | Toilet Block | 134 | 1.2 | 160.800 | 8 | 1.2 | 9.60 | Recommended for 5 Schools |
| 1.10 | Toilets for CWSN | 17 | 1.2 | 20.400 | 10 | 1.2 | 12.00 | Recommended for 10 schools |
| Total for Strengthening of Existing Schools | | | | 3212.200 | | | 338.85 | |
| 1.11 | Ideal Lab | 14 | 50 | 700.000 | 4 | 50 | 200.00 | Ideal Lab for 4 distt. recommended @ Rs50 Lakh |
| Total for Non - Recurring | | | | 3212.200 | | | 538.85 | |
| Recurring | | | | | | | | |
| 2 | Annual Grant | | | | | | | |
| 2.1 | School Grant | 1227 | 0.5 | 613.500 | 1223 | 0.5 | 611.50 | 1223 schools with enrolment are recommended for school grant. |
| Total for Annual Grant | | | | 613.500 | | | 611.50 | |
| 3 | Staff for Previous Year Schools | | | | | | | |
| 3.1 | Head Masters | 111 | 8.4 | 932.400 | 111 | 5.2044 | 577.69 | Recommended salary @ 43,370/-per month for 12 months for 111 headmasters. |
| 3.2 | Subject Teacher | 555 | 7.2 | 3996.000 | 555 | 3.86424 | 2144.65 | Recommended @ 32,202 /-per month for 12 months for 555 Teachers. |
| Total for Staff for Previous Year Schools | | | | 4928.400 | | | 2722.34 | |
| 4 | Community Mobilisation | | | | | | | |



| S.No | Activity | | Proposal of State | | | Final Approved Outlay | | | Remark |
|------|---|---|-------------------|-----------|----------------|-----------------------|-----------|---------------|--|
| | | | Phy. | Unit Cost | Fin. | Phy. | Unit Cost | Fin. | |
| 4 | 4.1 | SMDC Training | 3570 | 0.006 | 21.420 | 3570 | 0.006 | 21.42 | Recommended for 210 Standalone schools @ 17 SMDC members for 2 days training. |
| | Total for Community Mobilisation | | | | 21.420 | | | 21.42 | |
| 5 | Training | | | | | | | | |
| | 5.1 | In service training of Teachers including HMs in Teaching (ICT, IEDSS, RMSA etc.) | 17068 | 0.045 | 768.060 | 17068 | 0.015 | 256.02 | Recommended @ 300/-per day for 5 days. |
| | 5.2 | Resource Pool | 440 | 0.08 | 35.200 | 440 | 0.08 | 35.20 | recommended @8000/-per resource person |
| | 5.3 | School Leadership Management Course (Residential) | 14 | 1 | 14.000 | 14 | 1 | 14.00 | Recommended for School Leadership of 1 days @ 1 lakh. |
| | 5.4 | Training for Educational officer (DEO's/Principals/Administrators) | 45 | 0.05 | 2.250 | 41 | 0.025 | 1.03 | Recommended Training for 41 Educational officer @ 500/-per day for 5 days |
| | 5.5 | Training of Educational Instructors on Yoga | 1500 | 0.05 | 75.000 | 889 | 0.015 | 13.34 | Recommended Training of 889 Educational Instructors on Yoga of 5 days @ Rs. 300 per day. |
| | 5.6 | Training of HMs (SLDP) | 500 | 0.048 | 24.000 | 500 | 0.048 | 24.00 | as per NUEPA norms |
| | 5.7 | Training of SRGs (SLDP) | 50 | 0.2 | 10.000 | 50 | 0.2 | 10.00 | Recommended Training of SRGs for 10 days @ 2000 total 10 lakh |
| | 5.8 | Trainng of KRPs | 41 | .024 | 0.980 | 41 | 0.024 | 0.98 | Recommended training of 41 KRPs for 8 subject @ 300 |
| | Total for Training | | | | 928.510 | | | 354.57 | |
| 6 | Quality Components | | | | | | | | |
| | 6.1 | Digital Textbook | 2660 | 0.168 | 446.880 | 2454 | 0.08272 | 202.99 | recommended @8272/-per training module(including content creation & training) |
| | 6.2 | Online Training for Teachers Certification | 35500 | 0.009 | 319.500 | 35500 | 0.009 | 319.50 | recommended for teacher training @900/-per teacher |
| | Total for Quality Components | | | | 766.380 | | | 522.49 | |
| 7 | Project on Science & Maths - (RAA) | | | | | | | | |
| | 7.1 | Excursion Trip for Students within State | 10000 | 0.005 | 50.000 | 10000 | 0.002 | 20.00 | Recommended for Excursion trip |

| S.No | Activity | | Proposal of State | | | Final Approved Outlay | | | Remark |
|----------------------------|---|--|-------------------|-----------|-----------------|-----------------------|-----------|-----------------------------------|--|
| | | | Phy. | Unit Cost | Fin. | Phy. | Unit Cost | Fin. | |
| | | | | | | | | for students within state @ 200/- | |
| | 7.2 | Exposure visit outside State | 245 | 0.2 | 49.000 | 245 | 0.02 | 4.90 | Recommended for 245 students @2000/- |
| | 7.3 | In-service Training of Maths & Science Teachers | 15232 | 0.045 | 685.440 | 15232 | 0.015 | 228.48 | Recommended for In-service training of 15232 @ 300 for 5 days |
| | 7.4 | Learning Enhancement (Remedial teaching) | 60000 | 0.005 | 300.000 | 60000 | 0.005 | 300.00 | recommended for 60000 students @ 500 |
| | 7.5 | Science Exhibition / Book Fair | 14 | 1 | 14.000 | 14 | 1 | 14.00 | Recommended science Exhibition each district @ 1.00 |
| | 7.6 | Talent Search Competition | 14 | 26.16 | 366.240 | 152 | 1 | 152.00 | recommended @1.00 lakh per block for 152 blocks |
| | Total for Project on Science & Maths-(RAA) | | | | 2164.680 | | | 719.38 | |
| 8 | Project - Innovative Activities | | | | | | | | |
| | 8.1 | Students Entrepreneurship | 1 | 91.5 | 91.500 | 41 | 2 | 82.00 | recommended for 41 educational districts @2.00 lakh district. |
| | Total for Project - Innovative Activities | | | | 91.500 | | | 82.00 | |
| 9 | Project Kala Utsav | | | | | | | | |
| | 9.1 | Kala Utsav | 15 | 1 | 15.000 | 1 | 10 | 10.00 | Recommended for state and district level events |
| | 9.2 | TA / DA Allowance for National Level | 60 | 0.1 | 6.000 | 50 | 0.02 | 1.00 | Recommended for 50 students @Rs. 2000 per head |
| | Total for Project Kala Utsav | | | | 21.000 | | | 11.00 | |
| 10 | Project- Girls Empowerment | | | | | | | | |
| | 10.1 | Training in Martial Arts to all girls / Self Defence | 1189 | 0.2 | 237.800 | 1149 | 0.09 | 103.41 | training will be provided for 3 months for 1 trainer per school for 1149 govt. schools (as per UDISE) @ Rs.3000/-. |
| | Total for Project- Girls Empowerment | | | | 237.800 | | | 103.41 | |
| 11 | 11.1 | Shaala Siddhi | 2660 | 0.05 | 133.00 | 2656 | 0.0060 | 15.94 | Recommended @600/-per school for 1223 govt. and 1433 aided schools. |
| Total for Recurring | | | | | 9773.190 | | | 5164.05 | |

| S.No | Activity | Proposal of State | | | Final Approved Outlay | | | Remark |
|--|--|-------------------|-----------|----------|-----------------------|-----------|---------|---|
| | | Phy. | Unit Cost | Fin. | Phy. | Unit Cost | Fin. | |
| Total for RMSA | | | | 12985.39 | | | 5702.90 | |
| ICT | | | | | | | | |
| Non - Recurring | | | | | | | | |
| 11 | Outright Purchase Basis/State Model | | | | | | | |
| 11.1 | Hardware & Software Support - Outright | 55 | 7.9 | 434.500 | 18 | 6.4 | 115.20 | Recommended for 18 Schools |
| Total for Outright Purchase Basis/State Model | | | | 434.500 | | | 115.20 | |
| Total for Non - Recurring | | | | 434.500 | | | 115.20 | |
| Total for ICT | | | | 434.500 | | | 115.20 | |
| IEDSS | | | | | | | | |
| Recurring | | | | | | | | |
| 12 | Recurring | | | | | | | |
| 12.1 | Environment Building programme | 152 | 0.15 | 22.800 | 152 | 0.1 | 15.20 | recommended @10000/- block for 152 CD Blocks |
| 12.2 | In-service Training of Special Educators | 865 | 0.03 | 25.950 | 865 | 0.03 | 25.95 | recommended for (725+140) special educators @300/-per day for 10 days |
| 12.3 | Orientation of Principals, Educational administrators, parents / guardians etc. | 1500 | 0.015 | 22.500 | 1500 | 0.003 | 4.50 | recommended @300/- per official |
| 12.4 | Project on Horticulture Therapy | 14 | 1.5 | 2.100 | 14 | 1.5 | 21.00 | Not recommended. No norms under RMSA. |
| 12.5 | Salary (New Spl. Educators) | 140 | 3.4578 | 484.092 | 140 | 3.4578 | 484.09 | recommended @28815/-per month for 12 months |
| 12.6 | Salary (Previous Spl. Educators) | 725 | 3.4578 | 2506.905 | 725 | 3.4578 | 2506.91 | recommended @28815 per month for 12 months |
| Total for Recurring | | | | 3064.347 | | | 3057.65 | |
| 13 | Student Oriented Activities | | | | | | | |
| 13.1 | Assistive Devices, Equipments and TLM | 1 | 3 | 3.000 | 1 | 3 | 3.00 | recommended @ 3 lakhs at state level |
| 13.2 | Books & Stationery (Inc. Braille Books for Blind and Large Print Books for Low Vision) | 19096 | 0.0047 | 89.750 | 19096 | 0.0047 | 89.75 | recommended @470/- per students |
| 13.3 | Escort Allowance | 15033 | 0.0047 | 70.655 | 15033 | 0.0047 | 70.66 | recommended @470/- student |
| 13.4 | Helper/Ayas/Attendant | 60 | 0.75 | 45.000 | 60 | 0.75 | 45.00 | recommended @7500/- helper for 10 months |
| 13.5 | Hostel Allowance | 30 | 0.1 | 3.000 | 30 | 0.1 | 3.00 | recommended @10000/- for 30 students |
| 13.6 | Identification and Assessment (Medical Assessment Camps) | 41 | 0.05 | 2.050 | 41 | 0.05 | 2.05 | recommended @5000/- for 41 blocks |

[Handwritten Signature]

| S.No | Activity | | Proposal of State | | | Final Approved Outlay | | | Remark |
|--|--|--|-------------------|-----------|-----------------|-----------------------|-----------|----------------|--|
| | | | Phy. | Unit Cost | Fin. | Phy. | Unit Cost | Fin. | |
| 13.7 | Providing Aids & Appliances | | 1500 | 0.01245 | 18.675 | 1500 | 0.01245 | 18.68 | recommended @ 1245/- students |
| 13.8 | Reader Allowance | | 455 | 0.0047 | 2.138 | 455 | 0.0047 | 2.14 | recommended @470/- per student |
| 13.9 | Stipend for Girls | | 7694 | 0.02 | 153.880 | 7547 | 0.02 | 150.94 | recommended @200/- per CWSN girls for 10 months |
| 13.10 | Transportation allowance | | 19096 | 0.0047 | 89.750 | 19096 | 0.0047 | 89.75 | recommended @470/-per student |
| 13.11 | Uniform | | 19096 | 0.0047 | 89.750 | 19096 | 0.0047 | 89.75 | recommended @470/-per student |
| Total for Student Oriented Activities | | | | | 567.648 | | | 564.72 | |
| Total for Recurring | | | | | 3631.995 | | | 3622.37 | |
| Total for IEDSS | | | | | 3631.995 | | | 3622.37 | |
| VE | | | | | | | | | |
| Non - Recurring | | | | | | | | | |
| 14 | Introduction of VE in schools | | | | | | | | |
| 14.1 | Tools, Equipment & Furniture | | 28 | 10 | 280.000 | 20 | 8 | 160.00 | Recommended for 20 schools @ Rs.7.95 lakhs per school. |
| Total for Introduction of VE in schools | | | | | 280.000 | | | 160.00 | |
| Total for Non - Recurring | | | | | 280.000 | | | 160.00 | |
| Recurring | | | | | | | | | |
| 15 | Recurring support | | | | | | | | |
| 15.1 | Cost of providing Hands on Skill Training to Students(New) | | 28 | 1 | 28.000 | 20 | 0.375 | 7.50 | Recommended for class 9th @ Rs 37500/- per school. |
| 15.2 | Flexible Pool for Engaging Resource Person (New) | | 28 | 20 | 560.000 | 20 | 7.25 | 145.00 | Recommended for class 9th @ Rs 7.25 Lakhs per school. |
| 15.3 | Office Expenses / Contingencies for new school(New) | | 28 | 2 | 56.000 | 20 | 1 | 20.00 | Recommended for class 9th @ Rs 1 lakh per school. |
| 15.4 | Raw material Grant for new school per course (New) | | 28 | 3 | 84.000 | 20 | 0.7 | 14.00 | Recommended for class 9th @ Rs 70000/- per school. |
| Total for Recurring support | | | | | 728.000 | | | 186.50 | |
| 16 | Teacher Training | | | | | | | | |
| 16.1 | Induction training of Teachers (4 week) | | 200 | 0.1 | 20.000 | 40 | 0.11 | 4.40 | Recommended for 2 teachers per school @ Rs- 11000/- |
| Total for Teacher Training | | | | | 20.000 | | | 4.40 | |

| S.No | Activity | Proposal of State | | | Final Approved Outlay | | | Remark |
|---------------------|----------|-------------------|-----------|-----------|-----------------------|-----------|-----------|---|
| | | Phy. | Unit Cost | Fin. | Phy. | Unit Cost | Fin. | |
| Total for Recurring | | | | 748.000 | | | 190.90 | |
| Total for VE | | | | 1028.000 | | | 350.90 | |
| MMER (Intg. RMSA) | | 1 | 873.4 | 873.400 | 1 | 489.5685 | 489.5685 | @5% of the total outlay excluding ICT-R |
| Grand Total | | | | 18953.285 | | | 10280.938 | |
| | | | | | | | | |



**List of 3 schools approved for cancellation under strengthening component of RMSA
2017-18**

| District | Block | School | Sci lab | Comp room | art_cul_ rm | lib | acr | water | toilet | udise_cd | Amt (In Lakhs) |
|----------|--------------------|--------------------------------|------------|--------------|----------------|-----|-----|-------|--------|-------------|----------------------|
| KOLLAM | KARUNAGA PPALLY | GOVT. HSS THEVALAKKARA (HS) | 1 | 1 | 1 | 0 | 2 | 0 | 1 | 32130400204 | 29.36 |
| IDUKKI | KATTAPPAN A | NSPHSS VANDANMEDU | 0 | 0 | 0 | 0 | 0 | 1 | 1 | 32090501301 | 1.5 |
| KOLLAM | CHITTUMAL A | GOVT HS PERUNGALAM | 1 | 0 | 1 | 0 | 0 | 0 | 1 | 32130800311 | 13.1 |
| | | | 2 | 1 | 2 | 0 | 2 | 1 | 3 | | 43.96 |



List of 5 schools approved for Strengthening of Existing Schools under RMSA 2017-18

| S. No. | District | Block | School Code | School | Science Lab | Comp Room | Art Cul | Library | ACR | Water | Toilet |
|--------------|------------|------------|-------------|-----------------------|-------------|-----------|----------|----------|----------|----------|----------|
| 1 | Kasaragod | Hosdurg | 32010500405 | GHS BANAM | 1 | 0 | 1 | 1 | 2 | 1 | 0 |
| 2 | Waynad | Vythiri | 32030301105 | GHS RIPPON | 1 | 0 | 1 | 1 | 1 | 1 | 2 |
| 3 | Waynad | Vythiri | 32030301201 | GHS KURUMBALA | 1 | 0 | 1 | 1 | 1 | 1 | 1 |
| 4 | Malappuram | Tanur | 32051100201 | GMUPS MEENADATHUR | 1 | 1 | 1 | 1 | 1 | 1 | 3 |
| 5 | Palakkad | Mannarkkad | 32060700804 | GUPS MANIKKAPARAMB | 1 | 1 | 1 | 1 | 2 | 1 | 2 |
| Total | | | | | 5 | 2 | 5 | 5 | 7 | 5 | 8 |

List Of 4 Schools approved for equipments for Ideal Labs under RMSA 2017-18

| S NO | UDISE CODE | SCHOOL NAME |
|------|-------------|------------------|
| 1 | 32010500410 | Dr.AGGHSS Kodoth |
| 2 | 32021100427 | IMNS GHSS Mayyil |
| 3 | 32060600301 | GHSS Kottayi |
| 4 | 32110500501 | GHSS Ayaparampu |



List of 18 schools approved for cancellation under ICT@school 2017-18

| District | School | UDISE_CD | AMT (Rs) |
|---------------------|---|-------------|----------|
| KOZHIKODE | GHSS SIVAPURAM | 32040101011 | 670000 |
| KOZHIKODE | GHSS EAST HILL, KOZHIKODE | 32040501212 | 670000 |
| KOZHIKODE | MARKEZ HSS, KARANTHOOR | 32040601001 | 670000 |
| MALAPPURAM | KUTTAYI MMMHSS, KUTTAYI | 32051000718 | 670000 |
| THRISSUR | GHSS PERINGOTTUKARA | 32070102301 | 670000 |
| THRISSUR | GHSS NADAVARAMBA | 32071602303 | 670000 |
| ERNAKULAM | GHS PAMPAKUDA | 32081200502 | 670000 |
| KOTTAYAM | MODEL RESIDENTIAL SCHOOL FOR GIRLS | 32100200105 | 670000 |
| KOTTAYAM | KADUTHURUTHY ST. MICHAELS HSS, KADUTHURUTHY | 32100900307 | 670000 |
| ALAPPUZHA | KAVIL ST. MICHAELS HS, PATTANAKKAD | 32110100103 | 670000 |
| ALAPPUZHA | EDANAD NSS HS, EDANAD | 32110300118 | 670000 |
| ALAPPUZHA | PALLIPPURAM PS HS, PALLIPPURAM | 32110401006 | 670000 |
| PATHANAMTHITTA | M G M HSS, THIRUVALLA | 32120900519 | 670000 |
| KOLLAM | GHS PERUNGALAM | 32130800311 | 670000 |
| KOLLAM | GOVT HSS PUNALUR | 32131000407 | 670000 |
| KOLLAM | S M HSS, PATHARAM | 32131100608 | 670000 |
| THIRUVANANTHA PURAM | GOVT GIRLS HSS ATTINGAL | 32140100316 | 670000 |
| THIRUVANANTHA PURAM | GOVT V & HSS FOR GIRLS MANACAUD | 32141102602 | 670000 |



List of 18 schools approved under ICT@Schools 2017-18

| Sl. No. | District | Block | Village | School Code | School Name |
|---------|------------|--------------|--------------|-------------|-----------------------|
| 1 | Kasaragod | Manjeshwar | Meenja | 32010100305 | GHS Kadambar |
| 2 | Kasaragod | Manjeshwar | Meenja | 32010100306 | GHS Moodambil |
| 3 | Kasaragod | Hosdurg | Kanhangad | 32010500128 | GFHS Kanhangad |
| 4 | Kasaragod | Hosdurg | Madikai | 32010500305 | GUPS Kanhirapoil |
| 5 | Kasaragod | Hosdurg | Kodom-Belur | 32010500405 | GHS Banam |
| 6 | Kasaragod | Hosdurg | Kodom-Belur | 32010500413 | GUPS Pullur Eriya |
| 7 | Kasaragod | Cheruvathur | Cheemeni | 32010700307 | GHS Kooliyad |
| 8 | Kannur | Iritty | Aralam | 32020900822 | GHS Aralam Farm |
| 9 | Wayanad | Mananthavady | Vellamunda | 32030100725 | GUPS Pulinhal |
| 10 | Wayanad | Mananthavady | Periya | 32030101005 | GHS Periya |
| 11 | Wayanad | Mananthavady | Kanjirangad | 32030101604 | GUPS, Thettamala |
| 12 | Wayanad | Vythiri | Mooppainad | 32030301105 | GUPS Rippon Meppadi |
| 13 | Wayanad | Vythiri | Kuppadithara | 32030301201 | GUPS Kurumbala |
| 14 | Malappuram | Vengara | Vengara | 32051300117 | GUPS Kuruka |
| 15 | Malappuram | Vengara | A.R. Nagar | 32051300706 | GMUPS Kolappuram |
| 16 | Idukki | Adimaly | Pallivasal | 32090100602 | GUPS Kallar, Vattayar |
| 17 | Idukki | Peermadu | Manjumala | 32090600511 | GHS Vanchivayal |
| 18 | Idukki | Peermadu | Peermadu | 32090600711 | GHS Pambanar |

List of 20 schools approved under Vocational Education 2017-18

| S. No. | Name of District | Name of Schools | UDISE Code | Vocational Trade 1 | Vocational Trade 2 |
|--------|------------------|--------------------------|-------------|--------------------|-------------------------------------|
| 1 | Kasargod | GVHSS Kayyoor | 32010700313 | Electronics | Apparel made ups and Home Furshings |
| 2 | Kasargod | GVHSS Thrikkaripur | 32010700615 | Electronics | Agriculture |
| 3 | Kannur | GVHSS Kadirur | 32020400402 | Electronics | Agriculture |
| 4 | Kannur | GVHSS Kalliyassery | 32021300313 | Electronics | Apparel made ups and Home Furshings |
| 5 | Wayanad | GVHSS Manathavady | 32030100208 | Agriculture | Electronics |
| 6 | Wayanad | GVHSS Vellarmala | 32030301704 | Electronics | Tourism & Hospitality |
| 7 | Kozhikode | GVHSS Meppayyur | 32040800311 | Electronics | Agriculture |
| 8 | Kozhikode | GVHSS Quilandy (Mappila) | 32040900712 | Electronics | Tourism & Hospitality |
| 9 | Malappuram | GVHSS Arimbra | 32050200820 | Electronics | Agriculture |
| 10 | Malappuram | GVHSS Vengara | 32051300115 | Retail | Apparel made ups and Home Furshings |
| 11 | Palakkad | GVHSS Cherupulassery | 32060300715 | Retail | Telecom |
| 12 | Palakkad | GVHSS Vettand | 32061300509 | Retail | Telecom |
| 13 | Thrissur | GVHSS Desamangalam | 32071700902 | Electronics | Retail |
| 14 | Thrissur | GVHSS Vadakkancherry | 32071703904 | Electronics | Healthcare |
| 15 | Ernakulam | GVHSS Kaitharam | 32081000706 | Agriculture | Electronics |
| 16 | Alappuzha | GVHSS Chunakkara | 32110700504 | Electronics | Retail |
| 17 | Pathanamthitta | GVHSS Kalanjoor | 32120301004 | Agriculture | Healthcare |
| 18 | Kollam | GVHSS Chattannoor | 32130301009 | Healthcare | Electronics |
| 19 | Trivandrum | GVHSS Attingal | 32140100316 | Agriculture | Electronics |
| 20 | Trivandrum | GVHSS Kuttichal | 32140400703 | Electronics | Agriculture |

