

No. F. 28-1/2013-RMSA-1
Government of India
Ministry of Human Resource Development
(Department of School Education & Literacy)
RMSA-1 Section

Shastri Bhawan, New Delhi
the 10th September 2013

To,
The Secretary (Secondary Education)
Government of Sikkim

Subject: 23rd meeting of Project Approval Board (PAB) for Rashtriya Madhyamik Shiksha Abhiyan (RMSA) and 3rd meeting of unified Project Approval Board held on 13th May, 2013 to consider Annual Plan Proposal 2013-14 for the State of Sikkim in respect of RMSA, Girls Hostel, Vocational Education and inclusive Education. → *Revised Minutes*

Sir,

In continuation of this Ministry's letter enclosing the integrated Rashtriya Madhyamik Shiksha Abhiyan (RMSA) Project Approval Board (PAB) meeting Minutes No. F.28-1/2013-RMSA-1, dated 17th June 2013. (3rd meeting of unified Project Approval Board held on 13th May, 2013 to consider Annual Plan Proposal 2013 - 14 for the State of Sikkim in respect of RMSA, Girls Hostel, Vocational Education and inclusive Education,) I am directed to say that S. No. 12 of the Minutes Recurring point no. 5 Guidance and Counselling – the salary of 03 RTs/Coordinators of Rs. 7.20 lakh @ Rs.2.40 lakh per RT/Coordinator has been approved and included in the revised minutes for the year 2013 - 14.

2. The State may work out the qualifications and activities for the Guidance and Counselling Co-ordinators and Research Assistants, in consultation with NCERT/ NERIE or other educational Experts in order to meet the needs for Guidance and Counselling for secondary schools including Adolescent Education Programmes, school health issues in secondary schools, career counselling and higher education counselling, bullying/ ragging issues in schools, life skills and values, and the setting up of these cells in every school. The training programmes for Schools heads and teachers in these issues may also be documented.

3. This issues with the approval of the Competent Authority.

Enclosed – PAB Minutes


(Caralyn Khongwar Deshmukh)
Director to the Government of India
Tele No. 23387948

Copy to:

1. State Project Director, RMSA, Sikkim.
2. RMSA, TSG – (All units)
3. NIC for uploading along with Sikkim Minutes 2013-14

Government of India
Ministry of Human Resource Development
Department of School Education and Literacy

Minutes of the 23rd Project Approval Board (PAB) (3rd Integrated RMSA) held on 13th May, 2013 to consider the Annual Work Plan & Budget 2013-14 of the state of Sikkim

1. The 23rd meeting of the PAB (3rd Integrated RMSA) for considering the Annual Work Plan & Budget 2013-14 for the States of Sikkim, Punjab and Andhra Pradesh in respect of the centrally sponsored scheme of Rashtriya Madhyamik Shiksha Abhiyan (RMSA), ICT @ Schools (ICT), Girls' Hostels (GH), Inclusive Education for Disabled at Secondary Stage (IEDSS), Vocational Education (VE) and the National Council of Educational Research and Training (NCERT) proposal was held on 13th May, 2013 under the Chairmanship of Shri. R. Bhattacharya, Secretary (SE&L).
2. The list of participants who attended the meeting is attached at **Annexure-I**. At the outset, the Secretary (SE&L) welcomed the participants. He then proceeded to review the Direct Benefit Transfer (DBT) activities and progress of the States in respect of the Centrally Sponsored Schemes of National Means and Merit Scholarship (NMMS) and National Scheme of Incentive for Girls (NSIGSE). He also reviewed the status of Annual Plan Provisions of the States in respect of School Education.

Rashtriya Madhyamik Shiksha Abhiyan (RMSA)

3. Ms. Radha S. Chauhan, Joint Secretary (SE I) informed the participants that the Cabinet has favourably considered various long pending demands of the State with respect to adoption of State Scheduled of Rate (SOR), enhancement of MMER, continuance of 75:25 sharing pattern between Centre and States and extension of quality related interventions of the scheme to Government aided schools. She also clarified that the norm of revision relating to applicability of SOR and enhanced MMER provisions will be applicable prospectively.
4. Director (RMSA I) was then requested to present the status of the state in the secondary sector including identifying areas of concerns and highlighting achievements by the State. A copy of the presentation is at **Annexure II**



Areas of Strength:

5.1 Sikkim has completed school mapping exercise last year and the State has the potential to show case an integrated and convergence based on a 'whole school' approach.

5.2 Sikkim also displayed an almost total convergence of all secondary sector schemes; a common coverage of 151 schools under RMSA, ICT and IEDSS and 44 common coverage under VE.

Areas of concern:

6. The difference between the reported GER (74) and NER (22) is alarming and the figures also do not tally with the indicators provided by the State. The State Government was asked to again examine these figures as they are critical for correct planning and implementation. It was observed that the quality interventions proposed by the State do not address the GER issues and hence the State Govt was advised to address these issues by way of planning specific interventions.

Special Focus Districts and Convergence:

7. Out of 4 districts in Sikkim, one district namely North Sikkim is ST & Minority Concentration District. Out of total approved outlay of Rs. 1079.69 lakh for Integrated RMSA for 2013-14, Rs. 218.69 lakh is for ST and Minority Concentrated Districts. Statement indicating the special focus groups allocation is at **Annexure III**.

Progress under RMSA:

8. **Recurring:** In the last financial year, a total outlay of Rs.164.13 lakh was approved for the State under the recurring head with a central share of 147.72 lakh out of which 24.65 lakh was released after adjusting the unspent funds available with the State to the tune of Rs. 57.81 lakh. Expenditure of 27% of has been shown (Rs 22 lakh) under this head.



Non –Recurring

9.1 There are 156 Government schools in the state and strengthening of these schools under civil works has already been approved till 2011-12. The state Govt. has so far not come up with the proposal for new schools as they are yet to complete the school mapping exercise.

9.2 The progress of non-recurring activities is poor (0%). The state representative clarified that civil works could not be undertaken by the state due to variation in State Schedule of Rates and the rates under RMSA norms.

Issues:

10. It was brought to the notice of the PAB that the budget provision made available by the State Govt. is only Rs. 1crore for RMSA. The state Govt. clarified that additional budget provision will be made at the supplementary stage. Moreover, there is a shortfall of the state share under this head of Rs. 45.60 lakh till 31st March 2013.

Presentation by State Government

11.1 Shri C. S. Rao, Secretary-School Education, Sikkim made a presentation on the RMSA, IEDSS, ICT and VE proposals elaborating on the current status of the educational scenario in the State and the progress made under the schemes of secondary education in the state of Sikkim. A copy of the State presentation is at **Annexure IV**. In his presentation, the Secretary-Education has informed that out of total 1279 schools, 156 are Government secondary schools. The GPI index in the state is ideal. He also informed that for the preparation of the RMSA Integrated Annual Plan, UDISE 2012-13 data was taken as the base data. . With regard to progress made under RMSA for civil works, which were approved in 2011 – 12, no works have been taken up, primarily due to fixed financial norms (fixed cost) sanctioned under RMSA which were not sufficient. However, civil works have been started for the projects approved during 2009 – 10 and 2010 – 11. He requested the PAB to consider approving the old works also as per State Schedule of Rate.

11.2 Secretary (SE&L) informed that it is not possible to consider enhancing the cost of previously approved civil works as per State SoR and suggested that State Government may



explore possibility to leverage convergence with other schemes, like MNREGA, BRGF, Rural and urban development schemes, MPLADS, MLALADS, etc., to support the ongoing works .

11.3 Another issue raised was the unavailability of trained teachers. The data revealed that only a small percentage of teachers in Sikkim are trained teachers. Sikkim Education Secretary informed that about 42% of secondary level teachers are trained in the State and with regard to untrained teachers, about 653 teachers are to be trained and it will be completed by the end of 2015.


Annual Work Plan and Budget of 2013-14:

12. Thereafter, the intervention-wise discussion was held and the following decisions were taken:

Sl. No.	<u>Activities</u>
	<u>NON RECURRING</u>
1.	Up gradation of new schools: <ul style="list-style-type: none"> The State has proposed for 22 (1 section) new secondary schools for opening in 2013-14. Out of 22 proposed new schools 19 found to be eligible as per enrolment & distance norms of RMSA. 9 new schools that are within the minority concentrated districts, were <u>approved for 2013-14, relaxing the budgetary ceiling for civil works (which were 50% of the total allocation)by the MHRD.</u> It is also observed that the estimates need to be clear and cannot be enhanced thereafter. State Govt flagged the issue that the site levelling is restricted to 1% which is lower especially in view of the fact that the state is located in hilly area. However, it was suggested that since RMSA cannot provide for site development fully, additional needs be met by way of convergence with other schemes such as MNREGA, MPLADS, etc.
2.	Strengthening of existing Govt. schools: <ul style="list-style-type: none"> Since all the Govt. schools in the State of Sikkim have already been covered for strengthening in the previous years, <u>no fresh proposal was approved.</u>

Wm

	<u>RECURRING</u>
1.	School Grant: <ul style="list-style-type: none"> As against the request of the State for School Grant in 156 existing schools, <u>Schools Grant was approved in 155 schools</u> as 1 school has 0 enrolment.
2.	Minor Repair: <ul style="list-style-type: none"> As against the request of State for minor repair grant to 156 schools, <u>Minor repair was approved for 154 schools</u> as there is 0 enrolment in one school and the construction is undergoing in 1 school.
3.	Teacher Training: <p>A. The proposals of <u>training of 93 Headmasters, In-service training of 785 existing Teachers, training of 58 Master Resource Persons</u> were approved as proposed by the State. The State was advised to draw a training calendar and also assess the impact of trainings provided in terms of enhancement of learning achievements of students.</p> <p>B. As against the proposal of state for <u>training of 785 new Teachers, training of 45 new Teachers</u> was approved on the criteria of actual recruitment.</p> <p>C. The proposal of Training of <u>156 Key Resource Persons</u> was not approved as details are not available in the Plan of the State Govt.</p> <p>D. Management Training of 63 Headmasters was not approved since the details on institute responsible to carry out the training are not provided.</p>
4.	Quality Interventions: <p>Secretary (SE&L) observed that due to limited availability of funds and also many children are deprived of access, quality interventions need to be specific and outcome based.</p> <p>A. The PAB has, in general taken a view that in the light of the primary focus being on providing access and in the light of limited fund availability for quality interventions which includes teacher's salary, training and related interventions which need to be prioritized, local excursions specially in States where it has been provided in previous years successively and may not be considered a priority intervention as compared to others. The States may be advised to take it up as a local</p>



initiative.

- B. But it was observed that during 2012-13, as against approval of quality interventions of excursion trips for students within the state, science exhibition at district level, special teaching for learning enhancement of 20% of Class IX and sports equipments to schools, the expenditure made by the State was 0%. Since the state govt. did not get an opportunity to undertake these activities earlier, therefore, as an exception excursion trip to 9170 students within the state was approved. The activity may be planned out in such a way that connect to the class room learning is made. Reports and write-up/ essays may be encouraged to be written as a follow up to the trips.
- C. On conduct of Science Exhibition in 4 districts, it was suggested that the State may converge this with NCERT effort.
- D. The proposal of the State for organizing Book Fairs in 4 districts was approved. The State was suggested to organize the Book Fairs in association with National Book Trust.
- E. The proposal of the State for providing special teaching for learning enhancement of 20% of class IX students was approved by PAB but for 1834 students as against 1888 students proposed by State as the 20% of enrolment of students in class IX in the State of Sikkim comes to 1834 students as only. The approval is, however, with a condition that the State should share the strategy for identifying the students, content of bridge courses and methodology to assess the learning achievement.
- F. The proposal of Hub for Edusat was not approved by PAB as details are not available in the Plan.
- G. As against the proposal of state for Sports equipment to 56 schools, the proposal for Sports equipments in 55 schools were approved as the enrolment in 1 school is 0.

5. **Guidance and Counselling:**

- 12 months' salary for Coordinators was approved who are in position.
- As regards the proposal for sensitization of 5 Principals in Guidance and Counselling the State was advised to converge the same with the training of the Head Masters as already approved above.

	<ul style="list-style-type: none"> The proposal for <u>purchase of literature and display material was not approved</u> for lack of specific output in the proposal.
6.	Equity Interventions:
6.1	Girls oriented activities
	<ul style="list-style-type: none"> The proposal of Remedial Teaching for Weaker Girl Students was not approved as this activity cannot be gender based. The proposals of Summer Camps, providing self-Defence training, was not approved as the state does not have social or gender equity issues.
6.2	SC/ST oriented Activities
	<ul style="list-style-type: none"> The proposal of the State for SC/ ST oriented Awareness Programme was not approved as the proposal was not focused both in terms of the objective, target audience, input and output. The State was advised to revisit the strategy.
7.	Science Exhibitions at State Level
	<ul style="list-style-type: none"> The PAB <u>did not agree to fund conduct of Science Exhibition</u> at state level but suggested to converge this with NCERT effort.
8.	Community training:
	<ul style="list-style-type: none"> The proposal of the State to organize training of 2005 SMDC Members @ Rs. 300/- <u>per day for two days with a total outlay of Rs. 15lakh was agreed to by the PAB on the condition that the convergence between the SMC and the SMDC should be brought about. If this item has been sanctioned under SSA than the State should not double book this item under RMSA. Funds release shall be subject to confirmation by the State.</u>
9.	MMER: 5% of the approved outlay

The schemes wise costing Sheets in respect of approved interventions are enclosed at **Annexure-V**.



ICT @ School Scheme

13. The PAB was informed that so far 151 out of 156 schools were approved for coverage under the Scheme in the State of Sikkim and are identified with U-DISE code. PAB was also informed that the Comprehensive status note on implementation of ICT Scheme in the state indicating the details on connectivity, internet, availability of teachers, aligning ICT into curriculum, teacher training etc., and UC for Rs.86.11 lakh in respect of 105 schools has not been received and the implementation of scheme in 42+4 schools approved in 2010-11 is at tendering process

New proposal of ICT

14. The State Government proposed for setting up of 5 Smart schools in the Plan 2013-14. Since the State Govt. is still to implement the scheme in 46 schools approved in 2010-11, fresh proposal was not approved.

IEDSS

15. State Govt. submitted the proposal for non-recurring grant of Rs. 108.80 lacs for construction of 20 Resource Rooms, equipments for these resource rooms, construction of new toilets for CWSN and removal of architectural barriers in 20 schools. No details regarding the names of the blocks and schools where these activities are proposed to be carried out were provided by the State Govt. As grant was released to the State for the same activities in 2012-13 also, the proposal was **not** approved by PAB. State representative mentioned that these activities could not be undertaken in 2012-13 as the funds were received very late and requested to revalidate the sanction. State was advised to first utilise the funds already released after the sanction issued in 2012-13 is revalidated. PAB **approved** recurring grant of Rs.8.40 lakh. Component-wise approval is **Annexure VI**.

Vocational Education

17. The PAB was informed that 44 schools were approved in 2012-13 for introduction of vocational education in the trades - IT and Retail. But, the mapping of trades against schools provided by the State Government with the integrated plan shows that the trades have been



changed. During the course of discussion in the PAB, the State representative informed that a School Level Assessment Survey was conducted in November, 2012 which revealed that most of the students and schools are in favour of IT, Tourism and Hospitality. The majority of schools being situated in remote areas have no concept of Retail and Security. Hence, the State Government has requested that Tourism may be allowed along with IT and Retail. It was pointed out that since the SSC in Tourism and Hospitality sector has not been set up so far, as per minutes of the meeting of the core committee for NVEQF, CBSE has been mandated to prepare the NOS for Travel/Tourism & Hospitality in association with industry and tailor the curriculum and courseware already available in accordance with the NOS so that the same can be taken up for funding under the scheme VHSE in 2013-14. As all schools in Sikkim are supported by CBSE, the PAB agreed to the same.

18 On checking through UDISE, it was found that out of the 44 schools approved for the State in 2012-13, total enrolment in 7 schools is less than 50 students per course (list attached). During the PAB, the representative from the State informed that they would revert with details of enrolment.

19 The proposal of the State Government to introduce vocational education in 7 new schools was not agreed to by the PAB. The State was requested to first implement vocational education in schools already approved by the PAB in 2012-13. The State was requested to furnish list of schools with revised trade mapping immediately. Concern was expressed regarding status of preparatory works, action plan for recruitment and training of teachers, selection of students particularly in Class IX. The State was requested to furnish a status report addressing these issues.

20 The PAB agreed to release the remaining amount of 1st installment of recurring expenditure of Rs. 505.00 lakhs and non-recurring expenditure of Rs. 733.65 lakhs to the State as approved in 2012-13.

21 Based on above the approvals accorded for various interventions in respect of all 5 Schemes, the recurring interventions amounting to Rs. 199.78 lakh and non recurring activities amounting to Rs. 879.91 lakh have been approved with the Central Share amounting to Rs. 972.52 lakh and State share of Rs. 107.17 lakh. The MMER in respect of all these Schemes for



the approved interventions will come to Rs. 53.58 lakh. The Scheme-wise depiction of the proposals of the State and approvals accorded by PAB in financial term is captured in the following table:

Schemes-wise Proposal for 2013-14						Rs in lakh
S. No.	Scheme	Fresh Approval for 2013-14				
		Non Recurring	Recurring	Total	GOI share	State share
1	RMSA	879.91	191.78	1071.69	964.52	107.17
2	IEDSS	0.00	8.00	8.00	8.00	0.00
3	ICT@School	0.00	0.00	0.00	0.00	0.00
4	Girls Hostel	0.00	0.00	0.00	0.00	0.00
5	Vocational Education	0.00	0.00	0.00	0.00	0.00
	Total	879.91	199.78	1079.69	972.52	107.17
MMER						
	RMSA	IEDSS	ICT	Girls Hostels	Vocational Education	Total
	53.58	0.40	0	0	0	53.58

22 The release of funds to different schemes will be further guided by the following conditions:

- (i) The State Administration shall give a written commitment for meeting its share of the RMSA, ICT@ School, IEDSS, Girls Hostel & Vocational Education of the budget approved according to prescribed sharing pattern of the schemes.
- (ii) SMDCs or equivalent bodies should be constituted and accounts opened to incur expenditure under school grant, minor repair, civil works, and other such expenditures, which have to be incurred only through these bodies as per RMSA norms.
- (iii) The State Government will maintain their level of investment in Secondary education as in 2009-2010 and give the details of this to GOI before the release of second installment. The contribution as UT share for RMSA will be over and above this investment.
- (iv) The second installment would only be released after (a) the proportionate installment of State share has been transferred to the State Implementation Society, (b) at least 50% expenditure against available funds has been incurred,

(c) utilization certificate has been submitted for funds released in the year 2012-13 and (d) Audit Reports have been submitted for the year 2011-12.

23 The meeting ended with a vote of thanks to the Chair.

A handwritten signature in blue ink, appearing to be 'H. W.' with a large flourish underneath.

Annexure-I

Participants of the 23rd Meeting (the 3rd composite meeting) of Project Approval Board (PAB) to consider integrated Annual Work Plan and Budget, 2013-14 for the State of Sikkim of RMSA, ICT, Girls' Hostels, Vocational Education and IEDSS Schemes held on 13th May, 2013 in Conference Room (Room No.112-C), Shastri Bhawan, New Delhi.

List of participants

1. Shri R. Bhattacharya
Secretary, SE&L, MHRD Chairperson
2. Ms. Radha S. Chauhan
Joint Secretary, Secondary Education-1, MHRD
3. Dr. Nagesh Singh
Economic Adviser, Dept. of SE&L, MHRD
4. Ms. Caralyn Khongwar Deshmukh
Director, RMSA-1, Dept. of SE&L, MHRD
5. Ms. Ankita Mishra Bundela
Deputy Secretary (RMSA.2), MHRD
6. Ms. Arun Prabha
Deputy Secretary, Girls Hostel, Dept. of SE&L, MHRD
7. Shri Sushil Bhushan
Under Secretary, Vocational Education, MHRD
8. Ms. Nagamani Rao
Under Secretary, Girls Hostel, MHRD
9. Ms. D. S. Nagalakshmi
Under Secretary, MHRD
10. P.K. Shrivastava,
AFA, SE&L, MHRD
11. Ms. Sunanda Sharma
Section Officer, IFD, MHRD



Sikkim

12. Shri C.S. Rao,
Secretary, Human Resources Development Department
Govt. of Sikkim.
13. Samten Dolma,
Special Secretary and Director (SE)
14. Shri Dipa Bamet,
Director, Higher Education and Vocational Education
15. D.V. Bamet
APC/RMSA/VE

Representative of Other Organization

16. Dr. C. Chandramohan
Sr. Adviser, Planning Commission, New Delhi
17. Prof.P.Sinclair
Director, NCERT
18. Rajaram S. Sharma,
Joint Director, CIET, NCERT
19. Prof. Ranjana Arora
Associate Professor, NCERT, New Delhi
20. Dr. Shyam Bhardwaj
Director (SSS), NIOS, NOIDA
21. V.P.S. Raju,
NUEPA, Department of Education Finance, New Delhi

TSG-RMSA

All Consultants of TSG-RMSA



Annexure-I

Annex - II

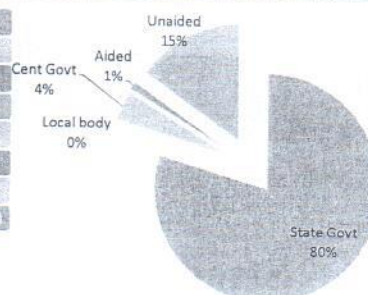
Presentation on Appraisal Report Sikkim

MHRD

Project Approval Board Meeting 2013-14 - 13th May 2013
(RMSA, IEDSS, ICT @ school, Girls Hostel & VE)

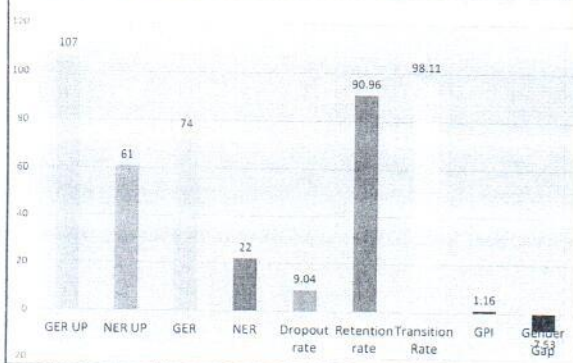
State Education Profile

No. of districts: 04
Sex Ratio: 889
Literacy rate: 82.2
GPI: 1.16
ATR: 20
No. of CD block: 29
No. of LBSs: 0
SED: North Sikkim (34/ Minority)

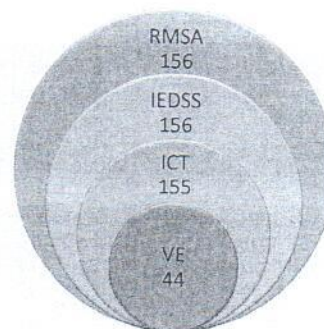


Source: W P & B

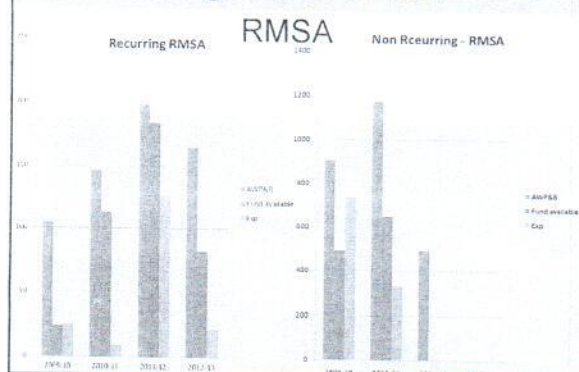
Education Indicators



Status on Integration of schemes



Progress Overview



Progress Overview contd---

ICT @ School		IEDSS
Approval	Functional	2012-13
103 schools in 2005-06	All functional	Rs. 52.42 lakh released
2 schools in 2007-08	All functional	No expenditure due to receipt in April 2013
46 in 2010-11	Tendering not done	Vocational Education
<ul style="list-style-type: none"> DISE code submitted Discrepancy noticed UC for 1st instalment of 46 submitted without utilisation 		Approval for 44 schools in 2012-13
		Rs. 26.13 lakh released
		No progress

Coverage in SFDs Districts (Since inception)

ST & Minority Concentrated Districts

Strengthening : 15

ICT : 15

Vocat. Edu : 3

RMSA - Rs.
1177.78 lakh

VE- Rs.
1238.65
lakh

Committed
Liability –
Non rec

ICT- Rs.
107.04 lakh

IEDSS – RS.
32.78 Lakh

Major Issues (Planning)

Integrated plan for all the schemes however the proposals are sketchy except for vocational education plan.

No evidence of decentralized planning process.

Low NER (22) and GER (74) needs attention and strategies. Huge gap of 52 PP in GER (74) and NER (22)

No policy / norm for upgradation of UPS to secondary school.

No quality improvement plan.

No evidence of continuous monitoring and evaluation.

Major Issues (Progress)

In 2012-13 except school grant no other activities was taken up- RMSA

IEDSS scheme is yet to take off in the state. The state has appointed only 1 special education teacher and students are yet to get benefited from the scheme.

Major Issues (Administrative)

Absent of planning and implementation team along with non-continuity of the directors

Irregular in submission of Periodic progress report

State is yet to provide to bond paper and documentary proof of the state share provision.

Under RMSA – about 11 of Rs. 45.00 lakh

- Copy of MOU, Comprehensive progress report, UC etc

Proposal and Recommendation RMSA

Uhr
2

A. New
Secondary School

School Mapping exercise completed

162 accessless
habitations

Proposal and Recommendation for 2013-14

- 22 schools proposed
- 19 schools eligible
- 9 schools recommended (limit on civil works)
- Civil works – 77%- PAB to view
- Staff recommended as per norm- salary for 3 months

Interventions to improve quality

Proposal	Recommendation
Excursion trip for students for class IX & X	Excursion trip for students for class IX
Study tour for students outside the State (10 per school)	Recommended as proposed
Special teaching for 20% class IX students	Recommended as proposed
Sports equipment for schools	Recommended as proposed
Book Fair and science exhibition at district level	Recommended as proposed

Proposal	Recommendation
Inservice trng, induction trng and trng of KRP, MRPs, Management trng of HM	Inservice training, MRPs trng, induction training recommended
Strengthening of Guidance and Counselling	Salary for coordinator, literature & display material, sensitisation of Principals recommended
Excursion trip for teachers within the State	Not Recommended
Study tour for teachers outside the State (1 per school)	Not Recommended
Hub for EdUSAT	Not recommended. No norm

Equity and other interventions

Proposal	Recommendation
Summer Camps and defense training for girls	The State has no gender gap
Remedial Teaching for weaker students	Remedial teaching cannot be gender based
Aware ness programme for STs	No details, social gap not evident in State
Science Exhibition at State level	No norms, also NCERT funds
Training of community members	Recommended as proposed

Proposal and Recommendation

IEDSS

of previous yr to be carried on	No fresh recommendation, spill over
NGO - No norms	
Recommended	
enrolled	Recommended for 143 CWSN
principals parents etc	Recommended
the content building programme	Recommended
from State	Recommended subject to details

Proposal and Recommendation ICT@ school

ICT@school	
Proposal	Recommendation
5 schools	4 schools (1 school with 0 enrolment not recommended)
Recurring grant for already approved schools	On reimbursement

Proposal and Recommendation Vocational Education

Vocational Education	
Proposal	Recommendation
Fresh proposal for 51 schools	44 schools already approved in 2012-13. State implementation last year approval State to clarify on the subjects offered No new fresh school recommended

Summary of scheme wise Proposal & Recommendation-2013-14									
Sl.No	Scheme	Fresh Proposal for 2013-14			Recommendation for 2013-14			GOI share	State share
		NR	R	Total	NR	R	Total		
1	RMSA	4145.06	1384.94	5530.00	879.91	256.82	1136.73	1023.06	113.67
2	IEDSS	108.80	50.52	159.32	0.00	16.40	16.40	16.40	0
3	ICT	424.8	1260.42	1685.22	25.6	0	25.6	23.04	2.56
4	GH	0	0	0.00	0	0	NA	NA	NA
5	VE	648.52	2643	3291.52	0	0	0.00	0	0
	Total	5327.18	5338.88	10666.0	905.51	273.22	1178.73	1062.50	116.23
	MMER (5%)						58.94	53.04	5.89

Thank You

State: Sikkim
Special Focus District
Budget Allocation 2013-14

Annexure-III

(Rs. In lakhs)

S.No.	District	Social Category Group			Approval												
		SC	ST	Minority	New school		Strengthening- no. of schools		Teacher quarter		No. of Govt Sec Schools	RMSA recurri- ng	ICT	VE	IEDSS	Girls Hostel	Total
					Phy	Fin	Phy	Fin	Phy	Fin	Phy	Fin	Fin	Fn	Fin	Fin	Fin
1	North District		1	1	2	195.54	0	0.00	0	0.00	15	22.93	0	0	0.22	0	218.69
	Sub total	0	1	1	2	195.54	0	0.00	0	0.00	15	22.93	0	0	0.22	0	218.69
State total					9	879.91					156	238.45	0	0	8	0	1126.36
% w.r.t. total approval for the State					22%	22%					10%	10%			3%		19%
Social Category group	SC Total		0		0	0	0	0	0	0	0	0	0	0	0	0	0
	% to State		0%		0%	0%					0%	0%			0%		0%
	ST Total		1		2	195.54	0	0	0	0	15	22.93	0	0	0.22	0	218.69
	% to State		25%		22%	22%					10%	10%			3%		19%
	Minority Total		1		2	195.54	0	0	0	0	15	22.93	0	0	0.22	0	218.69
	% to State		25%		22%	22%					10%	10%			3%		19%

ANNEX- IV

PAB Meeting for SIKKIM 13.05.2013

About Sikkim: In Brief

• Area	: 7096 Sq. Km
• No. of Districts	: 04
• No. of Sub-District	: 09
• No. of Blocks	: 29
• Population	: 6,07,688
• Literacy Rate	: 82.20%
• Children Population in 14 to 15 years	: 27695
• Total Govt. Schools	: 776
• All management Schools	: 1279
• Total Government Secondary School	: 156
• Total Students at Secondary Level	: 20373

Educational Indicators

Enrolment (Govt. Schools-Class IX & X)	: 16418
GER	: 74
NER	: 22
Transition Rate (Class VIII to IX)	: 98
PTR	: 1:20
SCR	: 1:41

Educational Indicators

Out of School Children	: 7322
Gender parity index	: 1.16
Gender gap	: -7.53
Enrolment retention Rate	: 90.96
Dropout Rate	: 9.04

Planning process

The State has constituted planning teams at two level:

1. District Level Planning Team;
 - Joint Director
 - Deputy Director
 - Asst. Director / Coordinators
 - SMDC Members

2. State Level Planning Team;
 - State Project Director
 - Addl. Director
 - Deputy Director
 - Coordinators

UDISE 2012-13 has been utilized for the preparation of integrated AWP&B
RMSA Plan 2013-14.

Integrated planning

- After Conducting training program on U-DISE at different levels, distribution of UDISE Data Capture format is done through Cluster Resource Coordinators (CRC) to all the Schools. CRCs go to schools individually and get the UDISE DCF filled and collect the format duly signed by the School Head Master. Data Entry and Data Verification is done at Block Level. DPO further scrutinizes the data at district level. Once the DPO level is satisfied about the error free data, then the UDISE data is submitted to State Project Office (SPO) in encrypted format through DISE Software in CD or through email. SPO generates the State Level Reports which in turn is verified and submitted to NUEPA and MHRD, New Delhi as a Database file for compilation at the national level.

Handwritten signature

Access

Details of school mapping exercise

School Mapping Exercise in State:

Recognizing the importance of undertaking the School Mapping Exercise for the purpose of upgradation of potential Upper Primary School to Secondary School, the State Project Office had conducted the School Mapping exercise under the supervision of Assistant Directors of 29 Blocks.

Prior to this, the State organized a two days State Level Workshop on School Mapping at Gangtok, Sikkim. Assistant Directors of BRC and Cluster Resource Center Coordinators attended the training Programme. Prof. S.M.I.A Zaidi and Dr. P.K Mohanty were the experts from NUEPA, New Delhi who provided the training on school mapping exercise.

After the completion of the mapping exercise, twenty-two number of Upper Primary/ JHS Schools have been identified as Schools needy for upgradation. The state has proposed for upgradation depending upon the enrolment of children in the schools and geographical location (hilly terrain) of that area.

Sr.	Name of school for upgradation	Present No. of students in Class IX (Total enrolment in grade VIII + IX) as at 1st March 2012 (within the catchment area of the proposed secondary school) i.e. the 12% proposed for upgradation.
1	Gangap JHS under Yaksum Block	36
2	Sopakha JHS under Dentam Block	31
3	Langang JHS under Geyzing Block	33
4	Rimbik JHS under Geyzing Block	29
5	Lower Bermiok JHS under Bermiok Martam Block	64
6	Hathidhunga JHS under Kaluk Block	40
7	Deythang JHS under Kaluk Block	40
8	Rinchenpong JHS under Kaluk Block	37
9	Lungchok JHS under Daramdin Block	34
10	Rumbuk JHS under Daramdin Block	16
11	Tingchim JHS under Mangan Block	60
12	Ringhim JHS under Mangan Block	75
13	Pangthang JHS under Gangtok Block	33
14	Rorathang JHS under Pakyong Block	33
15	Pachak JHS under Duga Block	80
16	Kateng JHS under Namthang Block	39
17	Phong JHS under Namthang Block	54
18	Karunthang JHS under Yangang Block	54
19	Lingee Pakyong JHS under Yangang Block	65
20	U. Mangang JHS under Yangang Block	43
21	Asomthang JHS under Namchi Block	41
22	Sangthob JHS under Yangang Block	41

Quality

At the Elementary Level i.e Class I - VIII, provisions of the RTE Act are being implemented under which no examination, no detention policies and CCE has been followed strictly.

At the Secondary & Sr Secondary Level i.e Class IX - X and Class XI - XII CBSE norms and scheme of studies are followed.

There are three DIETs and SCERT to look after the quality, education research and training of teachers.

Status of Teachers

Status of teachers in Secondary schools, process of identification of gap and progress in recruitment of teachers if any with respect to RMSA, GH, ICT@ school, IEDSS and VE

No. of Govt. School Secondary Teacher : 839

No. of ICT Teacher appointed : 105

No. of IEDSS Resource Teacher : 1

No. of Res Teacher for Guidance : 3

Teachers training

Teacher training, training need assessment, preparation and revision of training module, follow up of training programmes, inclusion in classroom with respect to RMSA, ICT@ school, IEDSS and VE could not be taken up during the Financial Year 2012-13 due to lack of fund.

Interventions for Quality Improvement

- Ensure uniformity and maintain quality standards in teaching and learning.
- To orient and train various key functionaries including Principals and Teachers.
- Strengthen accountability for teacher quality.

Following interventions are proposed for quality improvement:-

Teachers Training
Science Exhibition
Book Fair
Excursion Trip/Study Tour to students
Excursion Trip/Study Tour to teachers
Remedial Teaching
Sports Equipment to Schools

Year wise sec level enrolment (Before and after RMSA)

2006, 2009				2010-11 (UDISE)			
Year	Boys	Girls	Total	Dist	Boys	Girls	Total
2006	5894	5736	11630	East	3314	3712	7026
2009	5650	6460	12110	West	1186	1310	2504
				North	430	496	926
				South	1513	1602	3115
				Total	6443	7130	13573

*As per State PME Data

2011-12 (UDISE)				2012-13 (UDISE)			
Boys	Girls	Total		Boys	Girls	Total	
3835	4785	8620		4349	5314	9663	
1812	2025	3837		2114	2463	4577	
585	646	1231		651	749	1400	
2019	2237	4256		2305	2428	4733	
8251	9673	17924		9419	10954	20373	

Impact of RTE on enrolment in Govt Schools

Enrolment in Govt Schools												
Year	Class I	Class II	Class III	Class IV	Class V	Class VI to VIII	Class VI	Class VII	Class VIII	Class IX to X	Class IX	Class X
2008	10027	12463	13644	13414	11017	9495	8371	7597	7004	8708		
2009	11037	12214	12965	13683	11886	10405	8798	7640	7111	9109		
2010	10973	11761	13125	13387	13642	11638	9628	8527	7771	9737		
2011	10316	13498	11703	12675	11854	13228	10802	9327	7780	9433		
2012	7588	9423	13167	11675	12647	12651	12752	10568	9167	9389		

Inclusive Education

Number of Students identified: 174
 Number of Students benefited: -/-
 Number of schools with ramp and handrails: -/-
 Number of schools with disable friendly toilets: -/-
 Number of Special teachers engaged: 1
 Number of teachers trained: -/-

NB: An amount of Rs. 1,04,84,550/- was approved under IEDSS for the Fin year 2012-13 during PMEG Meeting held on Nov, 2012, but the 1st instalment was only released in the month of March, 2013 due to which activities could not be carried out in the year 2012-13.

Progress in Civil works- RMSA

Civil Works Progress 2009-10

Sl. No	Name of Component	Total Sanction	Completed	In Progress
1	Addl. Classroom	20	08	12
2	Sci. Lab	41	19	22
3	Library	18	18	0
4	Art/Craft room	0	0	0
5	Computer room	0	0	0
6	Toilet	40	19	21
7	Drinking Water	40	19	21

Civil Works Progress 2010-11

Sl. No	Name of Component	Total Sanction	Completed	In Progress
1	Addl. Classroom	24	01	23
2	Sci. Lab	10	01	09
3	Library	47	01	46
4	Art/Craft room	37	01	36
5	Computer room	04	01	03
6	Toilet	26	01	25
7	Drinking Water	03	01	02

Progress in Civil works- RMSA

Civil Works Progress 2011-12

Sl. No	Name of Component	Total Sanction	Completed	In Progress
1	Addl. Classroom	19	01	18
2	Sci. Lab	05	01	04
3	Library	35	01	34
4	Art/Craft room	33	01	32
5	Computer room	03	01	02
6	Toilet	09	01	08
7	Drinking Water	08	01	07

Cumulative Civil Works (2009-10 to 2011-12)

Sl. No	Name of Component	Total Sanction	Completed	In Progress	To be taken up
1	Addl. Classroom	93	28	39	26
2	Sci. Lab	56	19	23	14
3	Library	98	19	47	32
4	Art/Craft room	120	0	64	56
5	Computer room	52	0	34	18
6	Toilet	77	19	32	26
7	Drinking Water	46	19	19	8

Handwritten signature

State specific issues

- Late receipt of funds
- Low MMER
- Shortage of Science and Maths teachers.
- Incase of vocational education Paucity of funds for practical and other activities. Shortage in number of Linkage industries in Sikkim. Absence of special provision of employments by way of legislation for vocational pass-outs. Less number of Colleges for vertical mobility.

State specific issues..... contd

- Requirement for unit cost as per SOR for Vocational approved Civil Works.
- Furniture Shortage in Vocational Classes.
- Shortage of Vocational Teachers.
- Need for Offer of Vocational Stream as per local requirement.
- Edusat: Annual Maintenance and staff.
- National Level Science Exhibition.

New interventions under recurring component of RMSA AWP 2013-14

- Psychologists at each Subdivision
- Sports festival
- Yoga Classes

Proposal: 2013-14

RMSA I

S.No.	Activity Name	Description of unit	Unit Cost	Proposed 2013-14	Y13	Y14
A	B	C	D	E	F	G
1	Non recurring					
1	Civil Works at new school				4	4
1.1	100 sqm school	No. of school buildings	14779	22	2155	222
1.2	100 sqm school	No. of school buildings	14779	4	4	4
Sub total				26	2159	226
2	Strengthening of existing Govt schools					
2.1	100 sqm school	No. of M.R.	100	100	100	100
2.2	100 sqm school	No. of schools	100	100	100	100
2.3	100 sqm school	No. of schools	100	100	100	100
2.4	100 sqm school	No. of schools	100	100	100	100
2.5	100 sqm school	No. of schools	100	100	100	100
2.6	100 sqm school	No. of schools	100	100	100	100
2.7	100 sqm school	No. of schools	100	100	100	100
2.8	100 sqm school	No. of schools	100	100	100	100
2.9	100 sqm school	No. of schools	100	100	100	100
2.10	100 sqm school	No. of schools	100	100	100	100
2.11	100 sqm school	No. of schools	100	100	100	100
2.12	100 sqm school	No. of schools	100	100	100	100
2.13	100 sqm school	No. of schools	100	100	100	100
2.14	100 sqm school	No. of schools	100	100	100	100
2.15	100 sqm school	No. of schools	100	100	100	100
2.16	100 sqm school	No. of schools	100	100	100	100
2.17	100 sqm school	No. of schools	100	100	100	100
2.18	100 sqm school	No. of schools	100	100	100	100
2.19	100 sqm school	No. of schools	100	100	100	100
2.20	100 sqm school	No. of schools	100	100	100	100
Sub total				1000	1115	1115

TOTAL Non recurring

Proposal: 2013-14

RMSA II

S.No.	Activity Name	Description of unit	Unit Cost	Proposed 2013-14	Y13	Y14
1	Staff for new school (2013-14)					
1.1	100 sqm school	No. of teachers	100	100	100	100
1.2	100 sqm school	No. of teachers	100	100	100	100
1.3	100 sqm school	No. of teachers	100	100	100	100
1.4	100 sqm school	No. of teachers	100	100	100	100
1.5	100 sqm school	No. of teachers	100	100	100	100
1.6	100 sqm school	No. of teachers	100	100	100	100
1.7	100 sqm school	No. of teachers	100	100	100	100
1.8	100 sqm school	No. of teachers	100	100	100	100
1.9	100 sqm school	No. of teachers	100	100	100	100
1.10	100 sqm school	No. of teachers	100	100	100	100
Sub total				1000	1115	1115
2	Additional staff for existing schools (2013-14)					
2.1	100 sqm school	No. of teachers	100	100	100	100
2.2	100 sqm school	No. of teachers	100	100	100	100
2.3	100 sqm school	No. of teachers	100	100	100	100
2.4	100 sqm school	No. of teachers	100	100	100	100
2.5	100 sqm school	No. of teachers	100	100	100	100
2.6	100 sqm school	No. of teachers	100	100	100	100
2.7	100 sqm school	No. of teachers	100	100	100	100
2.8	100 sqm school	No. of teachers	100	100	100	100
2.9	100 sqm school	No. of teachers	100	100	100	100
2.10	100 sqm school	No. of teachers	100	100	100	100
Sub total				1000	1115	1115
3	Minor Repair					
3.1	100 sqm school	No. of teachers	100	100	100	100
3.2	100 sqm school	No. of teachers	100	100	100	100
3.3	100 sqm school	No. of teachers	100	100	100	100
3.4	100 sqm school	No. of teachers	100	100	100	100
3.5	100 sqm school	No. of teachers	100	100	100	100
3.6	100 sqm school	No. of teachers	100	100	100	100
3.7	100 sqm school	No. of teachers	100	100	100	100
3.8	100 sqm school	No. of teachers	100	100	100	100
3.9	100 sqm school	No. of teachers	100	100	100	100
3.10	100 sqm school	No. of teachers	100	100	100	100
Sub total				1000	1115	1115
4	Teacher Training					
4.1	100 sqm school	No. of teachers	100	100	100	100
4.2	100 sqm school	No. of teachers	100	100	100	100
4.3	100 sqm school	No. of teachers	100	100	100	100
4.4	100 sqm school	No. of teachers	100	100	100	100
4.5	100 sqm school	No. of teachers	100	100	100	100
4.6	100 sqm school	No. of teachers	100	100	100	100
4.7	100 sqm school	No. of teachers	100	100	100	100
4.8	100 sqm school	No. of teachers	100	100	100	100
4.9	100 sqm school	No. of teachers	100	100	100	100
4.10	100 sqm school	No. of teachers	100	100	100	100
Sub total				1000	1115	1115
5	Other Interventions					
5.1	100 sqm school	No. of teachers	100	100	100	100
5.2	100 sqm school	No. of teachers	100	100	100	100
5.3	100 sqm school	No. of teachers	100	100	100	100
5.4	100 sqm school	No. of teachers	100	100	100	100
5.5	100 sqm school	No. of teachers	100	100	100	100
5.6	100 sqm school	No. of teachers	100	100	100	100
5.7	100 sqm school	No. of teachers	100	100	100	100
5.8	100 sqm school	No. of teachers	100	100	100	100
5.9	100 sqm school	No. of teachers	100	100	100	100
5.10	100 sqm school	No. of teachers	100	100	100	100
Sub total				1000	1115	1115
TOTAL				4000	4460	4460

Proposal: 2013-14

RMSA III

S.No.	Activity Name	Description of unit	Unit Cost	Proposed 2013-14	Y13	Y14
1	Other Interventions					
1.1	100 sqm school	No. of teachers	100	100	100	100
1.2	100 sqm school	No. of teachers	100	100	100	100
1.3	100 sqm school	No. of teachers	100	100	100	100
1.4	100 sqm school	No. of teachers	100	100	100	100
1.5	100 sqm school	No. of teachers	100	100	100	100
1.6	100 sqm school	No. of teachers	100	100	100	100
1.7	100 sqm school	No. of teachers	100	100	100	100
1.8	100 sqm school	No. of teachers	100	100	100	100
1.9	100 sqm school	No. of teachers	100	100	100	100
1.10	100 sqm school	No. of teachers	100	100	100	100
Sub total				1000	1115	1115
2	Teacher Training					
2.1	100 sqm school	No. of teachers	100	100	100	100
2.2	100 sqm school	No. of teachers	100	100	100	100
2.3	100 sqm school	No. of teachers	100	100	100	100
2.4	100 sqm school	No. of teachers	100	100	100	100
2.5	100 sqm school	No. of teachers	100	100	100	100
2.6	100 sqm school	No. of teachers	100	100	100	100
2.7	100 sqm school	No. of teachers	100	100	100	100
2.8	100 sqm school	No. of teachers	100	100	100	100
2.9	100 sqm school	No. of teachers	100	100	100	100
2.10	100 sqm school	No. of teachers	100	100	100	100
Sub total				1000	1115	1115
3	Other Interventions					
3.1	100 sqm school	No. of teachers	100	100	100	100
3.2	100 sqm school	No. of teachers	100	100	100	100
3.3	100 sqm school	No. of teachers	100	100	100	100
3.4	100 sqm school	No. of teachers	100	100	100	100
3.5	100 sqm school	No. of teachers	100	100	100	100
3.6	100 sqm school	No. of teachers	100	100	100	100
3.7	100 sqm school	No. of teachers	100	100	100	100
3.8	100 sqm school	No. of teachers	100	100	100	100
3.9	100 sqm school	No. of teachers	100	100	100	100
3.10	100 sqm school	No. of teachers	100	100	100	100
Sub total				1000	1115	1115
TOTAL				4000	4460	4460

TOTAL (Non recurring + recurring)

28902 28902

Vocational Education

Total Recurring & Non-Recurring cost

VE I

Sl. No.	Financial Year	Recurring Cost (In Lakhs)	Non Recurring Cost (In Lakhs)	Central Share	State Share (In Lakhs)	Total (In Lakhs)
1	2013-14	1769.07	2382.52	3591.61	559.98	4151.59

NON-RECURRING EXPENDITURE (for Establishment of New Schools)

A. CIVIL WORKS FOR THE YEAR 2013 - 14

Sl. No.	Components	Expenditure Per School (In Lakhs)	No of Schools	Total (In Lakhs)
1	Classroom (4 Nos.)	14.96	51	762.96
2	Workshop/Laboratory (2 Nos.)	15.3	51	780.3
3	Office Room (1 No.)	3.74	51	190.74
	Sub Total	34	51	1734

B. TOOLS AND EQUIPMENTS FOR THE YEAR 2013 - 14

VE II

Sl. No.	Components	Expenditure Per School (In Lakhs)	No of Schools	Total (In Lakhs)
1	Tools, Equipment and Furniture	6	51	306
	Computers	5.59	28	156.52
2	UPS 5 KVA with 1 Hour Back up	3	28	84
3	Diesel Generator Set	2	51	102
	Sub Total	16.59	51	648.52

CONSOLIDATED NON-RECURRING EXPENDITURE FOR THE YEAR 2013-14(A + B)

VE III

Sl. No.	Components	Expenditure Per School (In Lakhs)	No of Schools	Total (In Lakhs)
1	Civil Works	34	51	1,734.00
2	Tools & Equipment's	12.72	51	648.52
	Total	46.72	51	2,382.52

(II) RECURRING EXPENDITURE FOR THE YEAR 2013-14 FOR 51 SCHOOLS**A. COST OF MANPOWER FOR THE YEAR 2013-14 FOR 51 SCHOOLS**

Sl. No.	Components	Expenditure Per School (In Lakhs)	No of Schools	Total (In Lakhs)
1	Vocational Coordinator @ Rs. 35,000 p.m. for 12 months	4.2	51	214.2
2	Vocational Teacher (4 x Rs. 25,000 p.m. for 12 Months)	12	51	612
3	Guest Faculty (Honorarium @ Rs. 200 per hour for 10 Months)	2	51	102
4	Lab Assistant (2 x Rs. 15,000 p.m. for 12 Months)	3.6	51	183.6
	Secretarial Staff:			
	(i) Accountant-cum-clerk @ Rs. 12,000 p.m. for 12 months	1.44	51	73.44
	(ii) Helper @ Rs. 8,000 p.m. for 12 months	0.96	51	48.96
5	(iii) Security personnel @ Rs. 5,000 p.m. for 12 months	0.6	51	30.6
	Sub Total	24.8		1264.8

B. COST OF RAW MATERIALS, STUDY MATERIALS & OTHER CONTINGENCIES FOR THE YEAR 2013-14 FOR 51 SCHOOLS

VE IV

Sl. No.	Components	Expenditure Per School (In Lakhs)	Total (In Lakhs)
1	Raw Materials including raw materials for PTC @ Rs. 75,000 per course	3	153
2	Books, Software, Educational CDs, etc.	0.3	15.3
3	Seed Money for running of Production cum Training Centre (PTC)	2.01	102
4	Office Expenses or Contingencies including expenditure on publicity, guidance and counseling, transport, field visits, postage, stationery, electricity, water, etc.	2.4	122.4
	Teacher Training/In-service training of teachers (7 days)	0.23	11.97
5	Induction training of teachers (30 days)	0.15	7.8
6	Media & Publicity, Office Expenses, Administration, Others	1.8	91.8
	Sub Total	9.89	504.27

CONSOLIDATED RECURRING EXPENDITURE FOR THE YEAR 2013-14 (A+B)

VE V

Sl. No.	Components	Expenditure Per School (In Lakhs)	Total (In Lakhs)
1	Cost of manpower per year for 51 schools	24.8	1264.8
2	Cost of raw materials, study materials & other contingencies per year for 51 schools	9.89	504.27
	Total	34.69	1769.07

Vocational Education

Name of item	Nos	Considered	Balance to be considered
Nos of Schools	51	44	7
Recurring	2643	1061.72	1581.48
Non Recurring	2382.52	1467.84	914.68
Amount Total	5025.52	2529.56	2496.15

IEDSS

IEDSS 1

Costing Sheet of 12/2005-2014					
S.No.	Activities	Definition of unit	Proposed for 2013-14		
1	2	3	Unit Cost	Qty	Fls
					(Rs/47)
Non recurring					
1	Research Grant		2	20	10
2	Equipment for research room		0.7	20	14
3	Reconstruction of architectural library/shelf with hard soil		0.7	10	14
4	New Tables for TDS		1.00	2	7.9
5	Strengthening of building structure (slightly the house of Institute)	BCUT, GASSTO &	1	1	1
6	Reparation for the development of library acoustic		0.5	2	
7	Any other activities (Strengthening of structure from of state level)		1	2	1
Subtotal Non recurring				94	100.9
Recurring					
8	Salary of chemical laboratory technician (N/1)	FRESH 2000N/1.2	0.2	1	0.1
9	Salary of special assistant incharge (specialist in organic chemistry)	EXISTING 2000N/1.2	0.2	1	0.1

IEDSS

IEDSS II

10	Exercises on graphic solutions Exercises on simplex algorithm				10
11	Exercises on graphical method, calculating percentage and percentage change	Unit 1	101		2.40
12	Exercises on finding the shortest path (Vijay)	2 (Unit 2) Exercises	102	120	2.1
13	Exercises on finding the optimal solution (Vijay)	2 (Unit 2) Exercises	102	80	8
14	Exercises on finding the optimal solution (Vijay)	2 (Unit 2) Exercises	103	140	2.32
15	Exercises on finding the optimal solution (Vijay)	2 (Unit 2) Exercises	103	4	0.4
16	Exercises on finding the optimal solution (Vijay)	2 (Unit 2) Exercises	104	200	2.01
17	Exercises on finding the optimal solution (Vijay)	2 (Unit 2) Exercises	104	713	10.91
18	Research, Monitoring, Evaluation and Administration				
19	Research and Monitoring		105	1	0.1
20	Monitoring and Evaluation		105	1	0.1
21	Monitoring and Evaluation		105	1	0.1
22	Monitoring and Evaluation		105	1	0.1
23	Monitoring and Evaluation		105	1	0.1
24	Monitoring and Evaluation		105	1	0.1
25	Monitoring and Evaluation		105	1	0.1
26	Monitoring and Evaluation		105	1	0.1
27	Monitoring and Evaluation		105	1	0.1
28	Monitoring and Evaluation		105	1	0.1
29	Monitoring and Evaluation		105	1	0.1
30	Monitoring and Evaluation		105	1	0.1
31	Monitoring and Evaluation		105	1	0.1
32	Monitoring and Evaluation		105	1	0.1
33	Monitoring and Evaluation		105	1	0.1
34	Monitoring and Evaluation		105	1	0.1
35	Monitoring and Evaluation		105	1	0.1
36	Monitoring and Evaluation		105	1	0.1
37	Monitoring and Evaluation		105	1	0.1
38	Monitoring and Evaluation		105	1	0.1
39	Monitoring and Evaluation		105	1	0.1
40	Monitoring and Evaluation		105	1	0.1
41	Monitoring and Evaluation		105	1	0.1
42	Monitoring and Evaluation		105	1	0.1
43	Monitoring and Evaluation		105	1	0.1
44	Monitoring and Evaluation		105	1	0.1
45	Monitoring and Evaluation		105	1	0.1
46	Monitoring and Evaluation		105	1	0.1
47	Monitoring and Evaluation		105	1	0.1
48	Monitoring and Evaluation		105	1	0.1
49	Monitoring and Evaluation		105	1	0.1
50	Monitoring and Evaluation		105	1	0.1
51	Monitoring and Evaluation		105	1	0.1
52	Monitoring and Evaluation		105	1	0.1
53	Monitoring and Evaluation		105	1	0.1
54	Monitoring and Evaluation		105	1	0.1
55	Monitoring and Evaluation		105	1	0.1
56	Monitoring and Evaluation		105	1	0.1
57	Monitoring and Evaluation		105	1	0.1
58	Monitoring and Evaluation		105	1	0.1
59	Monitoring and Evaluation		105	1	0.1
60	Monitoring and Evaluation		105	1	0.1
61	Monitoring and Evaluation		105	1	0.1
62	Monitoring and Evaluation		105	1	0.1
63	Monitoring and Evaluation		105	1	0.1
64	Monitoring and Evaluation		105	1	0.1
65	Monitoring and Evaluation		105	1	0.1
66	Monitoring and Evaluation		105	1	0.1
67	Monitoring and Evaluation		105	1	0.1
68	Monitoring and Evaluation		105	1	0.1
69	Monitoring and Evaluation		105	1	0.1
70	Monitoring and Evaluation		105	1	0.1
71	Monitoring and Evaluation		105	1	0.1
72	Monitoring and Evaluation		105	1	0.1
73	Monitoring and Evaluation		105	1	0.1
74	Monitoring and Evaluation		105	1	0.1
75	Monitoring and Evaluation		105	1	0.1
76	Monitoring and Evaluation		105	1	0.1
77	Monitoring and Evaluation		105	1	0.1
78	Monitoring and Evaluation		105	1	0.1
79	Monitoring and Evaluation		105	1	0.1
80	Monitoring and Evaluation		105	1	0.1
81	Monitoring and Evaluation		105	1	0.1
82	Monitoring and Evaluation		105	1	0.1
83	Monitoring and Evaluation		105	1	0.1
84	Monitoring and Evaluation		105	1	0.1
85	Monitoring and Evaluation		105	1	0.1
86	Monitoring and Evaluation		105	1	0.1
87	Monitoring and Evaluation		105	1	0.1
88	Monitoring and Evaluation		105	1	0.1
89	Monitoring and Evaluation		105	1	0.1
90	Monitoring and Evaluation		105	1	0.1
91	Monitoring and Evaluation		105	1	0.1
92	Monitoring and Evaluation		105	1	0.1
93	Monitoring and Evaluation		105	1	0.1
94	Monitoring and Evaluation		105	1	0.1
95	Monitoring and Evaluation		105	1	0.1
96	Monitoring and Evaluation		105	1	0.1
97	Monitoring and Evaluation		105	1	0.1
98	Monitoring and Evaluation		105	1	0.1
99	Monitoring and Evaluation		105	1	0.1
100	Monitoring and Evaluation		105	1	0.1
101	Monitoring and Evaluation		105	1	0.1
102	Monitoring and Evaluation		105	1	0.1
103	Monitoring and Evaluation		105	1	0.1
104	Monitoring and Evaluation		105	1	0.1
105	Monitoring and Evaluation		105	1	0.1
106	Monitoring and Evaluation		105	1	0.1
107	Monitoring and Evaluation		105	1	0.1
108	Monitoring and Evaluation		105	1	0.1
109	Monitoring and Evaluation		105	1	0.1
110	Monitoring and Evaluation		105	1	0.1
111	Monitoring and Evaluation		105	1	0.1
112	Monitoring and Evaluation		105	1	0.1
113	Monitoring and Evaluation		105	1	0.1
114	Monitoring and Evaluation		105	1	0.1
115	Monitoring and Evaluation		105	1	0.1
116	Monitoring and Evaluation		105	1	0.1
117	Monitoring and Evaluation		105	1	0.1
118	Monitoring and Evaluation		105	1	0.1
119	Monitoring and Evaluation		105	1	0.1
120	Monitoring and Evaluation		105	1	0.1
121	Monitoring and Evaluation		105	1	0.1
122	Monitoring and Evaluation		105	1	0.1
123	Monitoring and Evaluation		105	1	0.1
124	Monitoring and Evaluation		105	1	0.1
125	Monitoring and Evaluation		105	1	0.1
126	Monitoring and Evaluation		105	1	0.1
127	Monitoring and Evaluation		105	1	0.1
128	Monitoring and Evaluation		105	1	0.1
129	Monitoring and Evaluation		105	1	0.1
130	Monitoring and Evaluation		105	1	0.1
131	Monitoring and Evaluation		105	1	0.1
132	Monitoring and Evaluation		105	1	0.1
133	Monitoring and Evaluation		105	1	0.1
134	Monitoring and Evaluation		105	1	0.1
135	Monitoring and Evaluation		105	1	0.1
136	Monitoring and Evaluation		105	1	0.1
137	Monitoring and Evaluation		105	1	0.1
138	Monitoring and Evaluation		105	1	0.1
139	Monitoring and Evaluation		105	1	0.1
140	Monitoring and Evaluation		105	1	0.1
141	Monitoring and Evaluation		105	1	0.1
142	Monitoring and Evaluation		105	1	0.1
143	Monitoring and Evaluation		105	1	0.1
144	Monitoring and Evaluation		105	1	0.1
145	Monitoring and Evaluation		105	1	0.1
146	Monitoring and Evaluation		105	1	0.1
147	Monitoring and Evaluation		105	1	0.1
148	Monitoring and Evaluation		105	1	0.1
149	Monitoring and Evaluation		105	1	0.1
150	Monitoring and Evaluation		105	1	0.1
151	Monitoring and Evaluation		105	1	0.1
152	Monitoring and Evaluation		105	1	0.1
153	Monitoring and Evaluation		105	1	0.1
154	Monitoring and Evaluation		105	1	0.1
155	Monitoring and Evaluation		105	1	0.1
156	Monitoring and Evaluation		105	1	0.1
157	Monitoring and Evaluation		105	1	0.1
158	Monitoring and Evaluation		105	1	0.1
159	Monitoring and Evaluation		105	1	0.1
160	Monitoring and Evaluation		105	1	0.1
161	Monitoring and Evaluation		105	1	0.1
162	Monitoring and Evaluation		105	1	0.1
163	Monitoring and Evaluation		105	1	0.1
164	Monitoring and Evaluation		105	1	0.1
165	Monitoring and Evaluation		105	1	0.1
166	Monitoring and Evaluation		105	1	0.1
167	Monitoring and Evaluation		105	1	0.1
168	Monitoring and Evaluation		105	1	0.1
169	Monitoring and Evaluation		105	1	0.1
170	Monitoring and Evaluation		105	1	0.1
171	Monitoring and Evaluation		105	1	0.1
172	Monitoring and Evaluation		105	1	0.1
173	Monitoring and Evaluation		105	1	0.1
174	Monitoring and Evaluation		105	1	0.1
175	Monitoring and Evaluation		105	1	0.1
176	Monitoring and Evaluation		105	1	0.1
177	Monitoring and Evaluation		105	1	0.1
178	Monitoring and Evaluation		105	1	0.1
179	Monitoring and Evaluation		105	1	0.1
180	Monitoring and Evaluation		105	1	0.1
181	Monitoring and Evaluation		105	1	0.1
182	Monitoring and Evaluation		105	1	0.1
183	Monitoring and Evaluation		105	1	0.1
184	Monitoring and Evaluation		105	1	0.1
185	Monitoring and Evaluation		105	1	0.1
186	Monitoring and Evaluation		105	1	0.1
187	Monitoring and Evaluation		105	1	0.1
188	Monitoring and Evaluation		105	1	0.1
189	Monitoring and Evaluation		105	1	0.1
190	Monitoring and Evaluation		105	1	0.1
191	Monitoring and Evaluation		105	1	0.1
192	Monitoring and Evaluation		105	1	0.1
193	Monitoring and Evaluation		105	1	0.1
194	Monitoring and Evaluation		105	1	0.1
195	Monitoring and Evaluation		105	1	0.1
196	Monitoring and Evaluation		105	1	0.1
197	Monitoring and Evaluation		105	1	0.1
198	Monitoring and Evaluation		105	1	0.1
199	Monitoring and Evaluation		105	1	0.1
200	Monitoring and Evaluation		105	1	0.1
201	Monitoring and Evaluation		105	1	0.1
202	Monitoring and Evaluation		105	1	0.1
203	Monitoring and Evaluation		105	1	0.1
204	Monitoring and Evaluation		105	1	0.1
205	Monitoring and Evaluation		105	1	0.1
206	Monitoring and Evaluation		105	1	0.1
207	Monitoring and Evaluation		105	1	0.1
208	Monitoring and Evaluation		105	1	0.1
209	Monitoring and Evaluation		105	1	0.1
210	Monitoring and Evaluation		105	1	0.1
211	Monitoring and Evaluation		105	1	0.1
212	Monitoring and Evaluation		105	1	0.1
213	Monitoring and Evaluation		105	1	0.1
214	Monitoring and Evaluation		105	1	0.1
215	Monitoring and Evaluation		105	1	0.1
216	Monitoring and Evaluation		105	1	0.1
217	Monitoring and Evaluation		105	1	0.1
218	Monitoring and Evaluation		105	1	0.1
219	Monitoring and Evaluation		105	1	0.1
220	Monitoring and Evaluation		105	1	0.1
221	Monitoring and Evaluation		105	1	0.1
222	Monitoring and Evaluation		105	1	0.1
223	Monitoring and Evaluation		105	1	0.1
224	Monitoring and Evaluation		105	1	0.1
225	Monitoring and Evaluation		105	1	0.1
226	Monitoring and Evaluation		105	1	0.1
227	Monitoring and Evaluation		105	1	0.1
228	Monitoring and Evaluation		105	1	0.1
229	Monitoring and Evaluation		105	1	0.1
230	Monitoring and Evaluation		105	1	0.1
231	Monitoring and Evaluation		105	1	0.1
232	Monitoring and Evaluation		105	1	0.1
233	Monitoring and Evaluation		105	1	0.1
234	Monitoring and Evaluation		105	1	0.1
235	Monitoring and Evaluation		105	1	0.1
236	Monitoring and Evaluation		105	1	0.1
237	Monitoring and Evaluation		105	1	0.1
238	Monitoring and Evaluation		105	1	0.1
239	Monitoring and Evaluation		105	1	0.1
240	Monitoring and Evaluation		105	1	0.1
241	Monitoring and Evaluation		105	1	0.1
242	Monitoring and Evaluation		105	1	0.1
243	Monitoring and Evaluation		105	1	0.1
244	Monitoring and Evaluation		105	1	0.1
245	Monitoring and Evaluation		105	1	0.1
246	Monitoring and Evaluation		105	1	0.1
247	Monitoring and Evaluation		105	1	0.1
248	Monitoring and Evaluation		105	1	0.1
249	Monitoring and Evaluation		105	1	0.1
250	Monitoring and Evaluation		105	1	0.1
251	Monitoring and Evaluation		105	1	0.1
252	Monitoring and Evaluation		105	1	0.1
253	Monitoring and Evaluation		105	1	0.1
254	Monitoring and Evaluation		105	1	0.1
255	Monitoring and Evaluation		105	1	0.1
256	Monitoring and Evaluation		105	1	0.1
257	Monitoring and Evaluation		105	1	0.1
258	Monitoring and Evaluation		105	1	0.1
259	Monitoring and Evaluation		105	1	0.1
260	Monitoring and Evaluation		105	1	0.1
261	Monitoring and Evaluation		105	1	0.1
262	Monitoring and Evaluation		105	1	0.1
263	Monitoring and Evaluation		105	1	0.1
264	Monitoring and Evaluation		105	1	0.1
265	Monitoring and Evaluation		105	1	0.1
266	Monitoring and Evaluation		105	1	0.1
267	Monitoring and Evaluation		105	1	0.1
268	Monitoring and Evaluation		105	1	0.1
269	Monitoring and Evaluation		105	1	0.1
270	Monitoring and Evaluation		105	1	0.1
271	Monitoring and Evaluation		105	1	0.1
272	Monitoring and Evaluation		105	1	0.1
273	Monitoring and Evaluation		105	1	0.1
274	Monitoring and Evaluation		105	1	0.1
275	Monitoring and Evaluation		105	1	0.1
276	Monitoring and Evaluation		105	1	0.1
277	Monitoring and Evaluation		105	1	0.1</

ICT

ICT 1

S.No.	Activities	Definition of unit	Designed for 1993-14		
			Unit Cost	Qty	Est. Cost
1	Rec		21	25	525.00
2	Rec				
3	Rec				
4	Rec				
5	Rec				
6	Rec				
7	Rec				
8	Rec				
9	Rec				
10	Rec				
11	Rec				
12	Rec				
13	Rec				
14	Rec				
15	Rec				
16	Rec				
17	Rec				
18	Rec				
19	Rec				
20	Rec				
21	Rec				
22	Rec				
23	Rec				
24	Rec				
25	Rec				
26	Rec				
27	Rec				
28	Rec				
29	Rec				
30	Rec				
31	Rec				
32	Rec				
33	Rec				
34	Rec				
35	Rec				
36	Rec				
37	Rec				
38	Rec				
39	Rec				
40	Rec				
41	Rec				
42	Rec				
43	Rec				
44	Rec				
45	Rec				
46	Rec				
47	Rec				
48	Rec				
49	Rec				
50	Rec				
51	Rec				
52	Rec				
53	Rec				
54	Rec				
55	Rec				
56	Rec				
57	Rec				
58	Rec				
59	Rec				
60	Rec				
61	Rec				
62	Rec				
63	Rec				
64	Rec				
65	Rec				
66	Rec				
67	Rec				
68	Rec				
69	Rec				
70	Rec				
71	Rec				
72	Rec				
73	Rec				
74	Rec				
75	Rec				
76	Rec				
77	Rec				
78	Rec				
79	Rec				
80	Rec				
81	Rec				
82	Rec				
83	Rec				
84	Rec				
85	Rec				
86	Rec				
87	Rec				
88	Rec				
89	Rec				
90	Rec				
91	Rec				
92	Rec				
93	Rec				
94	Rec				
95	Rec				
96	Rec				
97	Rec				
98	Rec				
99	Rec				
100	Rec				

ICT

ICT II

[illegible]

ICT

Total Sec Schools	Already covered	To be considered	Remarks
----------------------	--------------------	---------------------	---------

at the rate
of Rs 6.4
lakh per
School =
32 lakh

156 151 5

ANNEXURE-V

Cost Sheet for RMSA 2013-14 - Sikkim

Rs. in lakh

S. No.	Activities	Proposal for 2013-14			Approval Budget for 2013-14			Remarks
		Unit Cost	Phy	Fin	Unit Cost	Phy	Fin	
A	RMSA							
	Non recurring							
1	New Schools							
1.1	1 Section School	107.0560	22	2355.23 2	97.768	9	879.913	9 new schools that are within the minority concentrated districts, approved for 2013-14, (list of schools attached).
1.2	2 Section School							
	Sub Total						879.913	
2	Strengthening of existing Govt schools							Since all the Govt. schools in the State of Sikkim have already been covered for strengthening in the previous years, no fresh proposal was approved.
2.01	Additional Classroom							
2.02	Integrated Science Lab							
2.03	Lab equipments							
2.04	Computer Room							
2.05	Library							
2.06	Art and Craft room							
2.07	Toilet & drinking water							
	Sub total							
	TOTAL Non recurring						879.913	
	Recurring							
2	School Grant							Schools Grant approved in 155 schools - as 1 school has zero enrolment.
2.01	School Grant (Gov. Schools)	0.50	156	78.00	0.500	155	77.500	
	Sub total		156	78.00		155	77.500	
3	Minor Repair							Minor repair approved for 154 schools as there is zero enrolment in one school and the construction is not completed in 1 school.
3.01	Minor Repair (Gov. Schools)	0.25	156	39	0.250	154	38.500	
	Sub total	0.25	156	39.00	0.250	154	38.500	
4	Teacher Training							
4.01	Training for head masters	0.015	93	1.40	0.015	93	1.395	Approved as proposed
4.02	In-service training for existing teachers	0.015	785	11.78	0.015	785	11.775	Approved as proposed
4.03	Training of KRPs	0.015	156	2.34	0.015			Not approved as details are not available in the Plan of the State Govt.



Rs. in lakh

S. No.	Activities	Proposal for 2013-14			Approval Budget for 2013-14			Remarks
		Unit Cost	Phy	Fin	Unit Cost	Phy	Fin	
4.04	Training of Master Resource Persons	0.015	58	0.87	0.015	58	0.870	Not approved since the details on Institute responsible to carry out the training are not provided
	Sub total		1092	16.38		936	14.040	
5	Quality Interventions							
5.01	Excursion trip for students within the State	0.002	16416	32.832	0.002	9170	18.340	Since Sikkim has never ever taken this intervention, this was approved, but restricted to the number of Class IX - 9170 students were approved
5.02	Study tours for students outside the State	0.02	1560	31.20	0.020			Not approved due to limited unavailability of funds and in order to give priority to Access with the limited availability of funds .
5.03	Excursion trip for teachers within the State	0.02	785	15.70				Not approved . Priority of RMSA is Access . Since 9 schools have been approved, with the limited availability of funds .
5.04	Study tour for teachers outside the State	0.2	156	31.20				Not approved due to limited unavailability of funds and in order to give priority to Access with the limited availability of funds .
5.05	Science exhibition	1	4	4.00	1.000			Not agreed to fund conduct of Science Exhibition in 4 districts in view of the limited available resources and suggested the State to converge this with NCERT effort.
5.06	Book fair at district level	1	4	4.00	1.000	4	4.000	Approved as proposed
5.07	Special teaching for learning enhancement	0.005	1888	9.44	0.005	1834	9.170	The approval is, however, with a condition that the State should share the strategy for identifying the students, content of bridge courses and methodology to assess the learning achievement.
5.08	Hub for edusat	1	51	51.00				Not approved by PAB as details are not available in the Plan.
5.09	Sports Equipment to Schools	0.2	56	11.20	0.200	55	11.000	55 schools were approved as the enrolment in 1 school is 0
	Sub total			190.572			42.510	
6	Guidance and Counselling							
6.01	Salary for Coordinators	2.4	4	9.60	0.200	3	7.200	Approved 12 months salary as coordinators are in position.
6.02	Literature & Display Material	0.5	7	3.50	0.500			Not approved due to limited unavailability of funds.
6.03	Sensitization o Principals	0.5	5	2.50	0.400			State was advised to converge the same with the training of the Head Masters as already approved under the Head Masters training
	Sub total	3.40	16	15.60			7.200	

Hw
2

Rs. in lakh

S. No.	Activities	Proposal for 2013-14			Approval Budget for 2013-14			Remarks
		Unit Cost	Phy	Fin	Unit Cost	Phy	Fin	
7	Equity Interventions							
7.1	Girls oriented activities							
7.01.0 1	Remedial teaching for weaker students	0.005	2454	12.27				Not approved as this activity cannot be gender based.
7.01.0 2	Summer Camps	0.5	29	14.50				
	Self Defence	0.002	8961	17.92				Not approved as the state does not have social or gender equity issues.
	Sub total			26.77				
7.02	SC/ ST oriented activities							
7.02.0 1	Awareness Programme	0.4	29	11.60				Not approved as the proposal was not focused both in terms of the objective, target audience, input and output. The State was advised to revisit the strategy.
	Sub total	0.40	29	11.60				
	Science exhibition at State level	50.00	1	50.00				Not agreed to fund conduct of Science Exhibition at state level but suggested to converge this with NCERT effort
	Sub Total			50.00				
9	Community training							
9.01	Training of SMDC members	0.003	2005	6.0150	0.003	2005	12.030	The proposal of the State to organize training of 2005 SMDC Members @ Rs. 300/- per day for two days was agreed to by the PAB on the condition that the convergence between the SMC (SSA) and the SMDC (RMSA) should be brought about. If this item has been sanctioned under SSA then the State should not double book this item under RMSA. Funds release shall be subject to confirmation by the State.
	Sub total	0.00	2005	6.0150	0.003	2005	12.030	
10	MMER							
10.01	Monitoring Activities			21.83				
10.02	Research and Evaluation							
10.03	Salaries	0.8						
	Sub total MMER			21.83				
	TOTAL Recurring						53.580	5 % of the approved outlay
	Total Non recurring						191.780	
	TOTAL approved outlay						879.913	
							1125.273	



28

ANNEXURE-VI**IEDSS Scheme – Sikkim**

Sl. No	Item	Amount Proposed (Rs. in lakh)	Amount Approved (Rs. in lakh)	Remarks
1.	Student-oriented Component	2.72 (143xRs. 1900)	2.72 (143xRs. 1900)	Approved for 143 CWSN enrolled in schools as per UDISE. Amount to be released after the State Govt. submits item-wise details.
	Teacher oriented Component			
2.	Salary of Special Education Teachers (NEW)	9.60 (4xRs.20000X12)	Nil	Not approved as teachers are not in position.
3.	Salary of Special Education Teachers sanctioned in previous years	2.40 (1xRs.20000x12)	2.40 (1xRs.20000x12)	-
4.	In-service training for existing teachers (10 days)	2.40 (120xRs.200x10)	1.08 (120xRs.300x3)	Approved for 3 days @ Rs.300 per teacher. Amount to be released after the State Govt. provides details of teachers selected for in-service training.
	Other Components			
5.	Orientation of Principals, Educational administrators, Parents/guardians etc.	1.40 (156xRs. 300)	1.40 (156xRs. 300)	-
6.	Environment Building Programme	0.40 (4xRs.10000)	0.40 (4xRs.10000)	-
	Sub-Total	18.92	8.00	
7.	Research Monitoring, Evaluation and Administration	20.50	0.40	Restricted within 5% of the total amount approved.
8.	R&D, Development of Model Inclusive Schools, Monitoring & Evaluation, Admn. Cell Salary		-	Part of overall MMER
	Grand Total	39.42	8.40	



List of approved 9 school

RMSA

State: Sikkim

Sl. No	District	Name of the UPS/PS (with full address) proposed for upgradation into secondary school	UDISE Code	No. of sections proposed (Write for one section school-1. two section school-2)
1	2	3	4	5
1	West District	Lower Bermiok JHS under Bermiok Martam Block	11020700401	2
2	West District	Hathidhunga JHS under Kaluk Block	11020300701	2
3	North District	Tingchim JHS under Mangan Block	11010104701	2
4	North District	Ringhim JHS under Mangan Block	11010102201	2
5	East District	Pachak JHS under Duga Block	11040803101	2
6	South District	Phong JHS under Namthang Block	11030600301	2
7	South District	Karungthnag JHS under Yangang Block	11030700201	2
8	South District	L.Lingee Paiyoung JHS under Yangang Block	11030702101	2
9	South District	Mangzing JHS under Yangang Block	11030701801	2



VE

PROPOSED SCHOOL WITH UDISE CODE, STREAMS AND STUDENTS NUMBER:

S. No.	District Name	UDISE Code	School list for Vocatioanal Education	Managemet Pattern of the school/ Accredited center like govt, govt aided, etc.	Name and no of vocational courses running in the school	Total No. of students in Vocatioanal streams	Block	Remarks
1	EAST(GAN GTOK)	11040300101	ASSAM LINGZEY GOVT. SR. SEC. SCHOOL	GOVT.	1. IT APPLICATION 2.HORTICULTURE	51	RURAL	
2	EAST(GAN GTOK)	11041000101	BIRASPATI PARSAI GOVT. SR. SEC. SCHOOL	GOVT.	1. IT APPLICATION 2.FOOD & BEVERAGE SERVICE	175	RURAL	
3	EAST(GAN GTOK)	11040800401	CENTRAL PENDAM GOVT SR. SEC. SCHOOL	GOVT.	1.IT APPLICATION 2.FMM	71	RURAL	
4	EAST(GAN GTOK)	11040400101	CHUJACHEN GOVT SR. SEC. SCHOOL	GOVT.	1.HORTICULTURE, 2.ELECTRICAL TECHNOLOGY	86	RURAL	
5	EAST(GAN GTOK)	11040301001	DEORALI GIRLS GOVT. SR. SEC. SCHOOL	GOVT.	1.FOOD PRODUCTION 2. FOOD & BEVERAGE SERVICE	197	RURAL	
6	EAST(GAN GTOK)	11040100201	DIKLING GOVT. SR. SEC. SCHOOL	GOVT.	1.FOOD & BEVERAGE SERVICE 2.HORTICULTURE	120	RURAL	
7	EAST(GAN GTOK)	11040303901	ENCHEY GOVT. SR. SEC. SCHOOL	GOVT.	1.IT APPLICATION 2. TOURISM	132	RURAL	
8	EAST(GAN GTOK)	11040603601	KHAMDONG GOVT SR. SEC. SCHOOL	GOVT.	IT APPLICATION, HORTICULTURE	60	RURAL	
9	EAST(GAN GTOK)	11040305801	LINGDOK GOVT. SR. SEC. SCHOOL	GOVT.	1.TOURISM & TRAVEL 2.IT APPLICATION	27	RURAL	
10	EAST(GAN GTOK)	11041100101	MACHONG GOVT. SR. SEC. SCHOOL	GOVT.	1. FMM 2.IT APPLICATION	54	RURAL	

Handwritten signature

568

11	EAST(GAN GTOK)	11040101001	MAMRING GOVT SR. SEC. SCHOOL	GOVT.	1.IT APPLICATIO N, 2.TOURISM & TRAVEL	83	RURAL
12	EAST(GAN GTOK)	11040901401	RANKA GOVT SR. SEC. SCHOOL	GOVT.	1.TOURISM & TRAVEL 2. IT APPLICATIO N	87	RURAL
13	EAST(GAN GTOK)	11040404001	RHENOCK GOVT. SR. SEC. SCHOOL	GOVT.	TOURISM & TRAVEL, HORTICULT URE	101	RURAL
14	EAST(GAN GTOK)	11040900101	RUMTEK GOVT. SR. SEC. SCHOOL	GOVT.	1.IT APPLICATIO N 2. FOOD PRODUCTIO N	101	RURAL
15	EAST(GAN GTOK)	11040700401	SAMDONG GOVT SR. SEC. SCHOOL	GOVT.	1.IT APPLICATIO N, 2.HORTICU LTURE	88	RURAL
16	EAST(GAN GTOK)	11041000901	SANG GOVT. SR. SEC. SCHOOL	GOVT.	1.TOURISM & TRAVEL 2.IT APPLICATIO N	91	RURAL
17	EAST(GAN GTOK)	11040602601	SINGTAM GOVT. SR. SEC. SCHOOL	GOVT.	1. FOOD & BEVERAGE SERVICE 2.IT APPLICATIO N	86	RURAL
18	EAST(GAN GTOK)	11040300801	SIR TASHI NAMGYAL GOVT. SR. SEC. SCHOOL	GOVT.	1. IT APPLICATIO N 2.FMM	127	RURAL
19	EAST(GAN GTOK)	11040302001	TADONG GOVT. SR. SEC. SCHOOL	GOVT.	1.IT APPLICATIO N 2.FOOD PRODUCTIO N	150	RURAL
20	EAST(GAN GTOK)	11040304201	WEST POINT GOVT. SR. SEC. SCHOOL	GOVT.	1. IT APPLICATIO N 2.FOOD & BEVERAGE SERVICE	101	RURAL
21	WEST(GEY ZING)	11020200301	BURIAKHOP GOVT. SR. SEC. SCHOOL	GOVT.	1.FMM 2.IT APPLICATIO N	39	RURAL
22	WEST(GEY ZING)	11020200401	CHAKUNG GOVT. SR. SEC. SCHOOL	GOVT.	1.TOURISM & TRAVEL 2.IT APPLICATIO N	30	RURAL

Ugr
2

23	WEST(GEY ZING)	11020400201	DENTAM GOVT SR. SEC. SCHOOL	GOVT.	1. FMM 2.IT APPLICATION	71	RURAL
24	WEST(GEY ZING)	11020400101	HEE YANGTHANG GOVT. SR. SEC. SCHOOL	GOVT.	1.FMM 2.HORTICULTURE	90	RURAL
25	WEST(GEY ZING)	11020300201	KALUK GOVT. SR. SEC. SCHOOL	GOVT.	1. TOURISM & TRAVEL 2.IT APPLICATION	113	RURAL
26	WEST(GEY ZING)	11020100401	KYONGSA GIRLS GOVT. SR. SEC. SCHOOL	GOVT.	1.IT APPLICATION, 2. TOURISM	38	RURAL
27	WEST(GEY ZING)	11020300101	MANGALBARIA GOVT. SR. SEC. SCHOOL	GOVT.	1.IT APPLICATION, 2.HORTICULTURE	60	RURAL
28	WEST(GEY ZING)	11020100201	PELLING GOVT. SR. SEC. SCHOOL	GOVT.	1.FOOD & BEVERAGE SERVICE 2.TOURISM & TRAVEL	94	RURAL
29	WEST(GEY ZING)	11020500201	SOMBARIA GOVT SR SEC SCHOOL	GOVT.	1.HORTICULTURE 2.FOOD PRODUCTION	106	RURAL
30	WEST(GEY ZING)	11020200601	SORENG GOVT. SR. SEC. SCHOOL	GOVT.	1.IT APPLICATION 2.TOURISM	116	RURAL
31	WEST(GEY ZING)	11020600101	TASHIDING GOVT. SR. SEC. SCHOOL	GOVT.	1.FOOD & BEVERAGE SERVICE 2. TOURISM & TRAVEL	65	RURAL
32	NORTH(MANGAN)	11010403301	HEE GYATHANG GOVT. SR. SEC. SCHOOL	GOVT.	IT APPLICATION, HORTICULTURE	35	RURAL
33	NORTH(MANGAN)	11010102101	MANGAN GOVT. SR. SEC. SCHOOL	GOVT.	1.IT APPLICATION 2.FOOD & BEVERAGE SERVICE	123	RURAL
34	NORTH(MANGAN)	11010302702	PHODONG GOVT. SR. SEC. SCHOOL	GOVT.	1.FOOD & BEVERAGE SERVICE 2.IT APPLICATION	31	RURAL
35	SOUTH(NA MCHI)	11030300601	BERMIOK TOKAL GOVT. SR. SEC. SCHOOL	GOVT.	1.IT APPLICATION 2.FOOD PRODUCTION	73	RURAL

U
2

					N			
36	SOUTH(NA MCHI)	11030400401	JORTHANG GOVT. SR. SEC. SCHOOL	GOVT.	1. IT APPLICATIO N 2. FOOD PRODUCTIO N	106	RURAL	
37	SOUTH(NA MCHI)	11030701602	LINGMOO GOVT. SR. SEC. SCHOOL	GOVT.	1. HORTICULT URE 2. IT APPLICATIO N	56	RURAL	
38	SOUTH(NA MCHI)	11030110901	NAMCHI BOYS GOVT. SR. SEC. SCHOOL	GOVT.	1. TOURISM & TRAVEL, 2. RETAIL	84	RURAL	
39	SOUTH(NA MCHI)	11030111001	NAMCHI GIRLS GOVT. SR. SEC. SCHOOL	GOVT.	1. FOOD & BEVERAGE SERVICE 2. FOOD PRODUCTIO N	56	RURAL	
40	SOUTH(NA MCHI)	11030602001	NAMTHANG GOVT. SR. SEC. SCHOOL	GOVT.	1. HORTICU LTURE 2. FOOD PRODUCTIO N	94	RURAL	
41	SOUTH(NA MCHI)	11030800101	SADAM GOVT. SR. SEC. SCHOOL	GOVT.	1. IT APPLICATIO N, 2. TOURISM	53	RURAL	
42	SOUTH(NA MCHI)	11030301801	TEMI GOVT. SR. SEC. SCHOOL	GOVT.	1. IT APPLICATIO N, 2. TOURISM	43	RURAL	
43	SOUTH(NA MCHI)	11030206901	VCGL GOVT. SR. SEC. SCHOOL	GOVT.	1. FOOD PRODUCTIO N 2. TOURISM & TRAVEL	54	RURAL	
44	SOUTH(NA MCHI)	11030700101	YANGANG GOVT. SR. SEC. SCHOOL	GOVT.	1. IT APPLICATIO N 2. FOOD PRODUCTIO N	108	RURAL	

Handwritten signature